

Chemistry and deposition in the Model of Atmospheric composition at Global and Regional scales using Inversion Techniques for Trace gas Emissions (MAGRITTEv1.1). Part A. Chemical mechanism

Jean-François Müller¹, Trissevgeni Stavrakou¹, and Jozef Peeters²

¹Royal Belgian Institute for Space Aeronomy, Avenue Circulaire 3, 1180, Brussels, Belgium

²Department of Chemistry, University of Leuven, Celestijnenlaan 200F, B-3001 Leuven, Belgium

Correspondence: Jean-François Müller (Jean-Francois.Muller@aeronomie.be)

Abstract. A new chemical mechanism for the oxidation of biogenic volatile organic compounds (BVOCs) is presented and implemented in the Model of Atmospheric composition at Global and Regional scales using Inversion Techniques for Trace gas Emissions (MAGRITTE v1.1). With a total of 105 organic species and over 265 gas-phase reactions, 69 photodissociations and 7 heterogeneous reactions, the mechanism treats the chemical degradation of isoprene – its main focus – as well as acetaldehyde, acetone, methylbutenol and the family of monoterpenes. Regarding isoprene, the mechanism incorporates a state-of-the-art representation of its oxidation scheme accounting for all major advances put forward in recent theoretical and laboratory studies. The recycling of OH radicals in isoprene oxidation through the isomerisation of *Z*- δ -hydroxyperoxy radicals is found to enhance OH concentrations by up to 40% over Western Amazonia in the boundary layer, and by 10-15% over Southeastern U.S. and Siberia in July. The model and its chemical mechanism are evaluated against the suite of chemical measurements from the SEAC⁴RS (Studies of Emissions and Atmospheric Composition, Clouds and Climate Coupling by Regional Surveys) airborne campaign, demonstrating a good overall agreement for major isoprene oxidation products, although the aerosol hydrolysis of tertiary and non-tertiary nitrates remain poorly constrained. The comparisons for methylnitrate indicate a very low nitrate yield ($< 3 \cdot 10^{-4}$) in the $\text{CH}_3\text{O}_2 + \text{NO}$ reaction. The oxidation of isoprene, acetone and acetaldehyde by OH is shown to be a substantial source of enols and keto-enols, primarily through the photolysis of multifunctional carbonyls generated in their oxidation schemes. Oxidation of those enols by OH radicals constitutes a sizable source of carboxylic acids estimated at 9 Tg (HC(O)OH) yr^{-1} and 11 Tg($\text{CH}_3\text{C}(\text{O})\text{OH}$) yr^{-1} , or $\sim 20\%$ of their global identified source. The ozonolysis of alkenes is found to be a smaller source of HC(O)OH (6 Tg HC(O)OH yr^{-1}) than previously estimated, due to several factors including the strong deposition sink of hydroxymethylhydroperoxide (HMHP).

1 Introduction

The terrestrial biosphere is, by far, the largest source of non-methane volatile organic compounds (NMVOCs) to the global atmosphere (Guenther et al., 2012). Because those biogenic VOCs (BVOCs) are generally very reactive, their chemical degradation takes mostly place in the boundary layer, in the vicinity of the emission regions, where they have a strong impact on

the budget of oxidants and the formation and growth of secondary organic aerosol (SOA), a major component of fine particulate matter (Seinfeld and Pandis, 2006; Hallquist et al., 2009). Even far away from those regions, longer-lived intermediates generated in their oxidation (e.g. organic nitrates and peroxy nitrates) have a large impact on nitrogen oxides (NO_x), hydroxyl radical (OH) and ozone levels (Paulot et al., 2012).

5 Among the BVOCs, isoprene has by far the largest global emissions, of the order of 500 Tg yr⁻¹, representing about 50% of all BVOCs; other major biogenic compounds in terms of emissions include the monoterpenes, methanol, acetone, acetaldehyde, and ethanol (Guenther et al., 2012). The complex chemical degradation mechanism and the profound impact of isoprene on air quality and the climate has been the topic of numerous field (Trainer et al., 1987; Claeys et al., 2004; Lelieveld et al., 2008; Hofzumahaus et al., 2009; Toon et al., 2016; Carlton et al., 2018; Mao et al., 2018), laboratory (Tuazon and Atkinson, 10 1989; Paulot et al., 2009a, b; Crouse et al., 2011; Wolfe et al., 2012; Kwan et al., 2012; Lin et al., 2013; Fuchs et al., 2013; Bates et al., 2014, 2016; Nguyen et al., 2015a, 2016; Schwantes et al., 2015; Teng et al., 2017; Novelli et al., 2018b; Berndt et al., 2019), theoretical (Peeters et al., 2009; Kjaergaard et al., 2012; Crouse et al., 2013; Peeters et al., 2014; Peeters and Nguyen, 2012; Liu et al., 2017; Praske et al., 2018; Møller et al., 2019) and modelling studies (Stavrakou et al., 2010; Paulot et al., 2012; Taraborrelli et al., 2012; Jenkin et al., 2015; Squire et al., 2015; Travis et al., 2016; Lelieveld et al., 2016; Silva et al., 15 2018; Stadler et al., 2018; Mao et al., 2018; Li et al., 2018).

Our understanding of isoprene oxidation has expanded considerably in the last decade. Most importantly perhaps, the traditional views regarding the fate of large, multifunctional peroxy radicals formed in the oxidation of isoprene and other NMVOCs has been radically altered by the realization that H-shift reactions in such radicals can sometimes be fast enough to compete with, or even outrun, their reactions with nitric oxide and peroxy radicals (Peeters et al., 2009; Crouse et al., 2011; Teng et al., 20 2017). The impact of the 1,6 H-shifts in allylic peroxy radicals formed in the oxidation of isoprene by OH is enhanced by their thermal instability allowing fast interconversion of the different peroxy isomers/conformers (Peeters et al., 2009), such that the 1,6 H-shifts can compete with the conventional bimolecular reactions for the entire pool of initial peroxy radicals, which greatly affects the product yields (Peeters and Müller, 2010; Peeters et al., 2014; Teng et al., 2017). Other examples of peroxy isomerization reactions shown to be of importance include 1,4 aldehyde H-shifts (Asatryan et al., 2010; Crouse et al., 2012) and the 25 very fast enol-H-shifts (Peeters and Nguyen, 2012) as well as hydroperoxide H-shifts (Jørgensen et al., 2016). The resulting autoxidation reactions generate multifunctional hydroperoxides shown in some cases (in monoterpene oxidation) to be of such extremely low volatility as to play a crucial role in SOA and cloud condensation nuclei (CCN) formation (Crouse et al., 2013; Jokinen et al., 2014, 2015), while in other cases, they are believed to be an important source of HO_x radicals through photodissociation (Peeters and Müller, 2010; Wolfe et al., 2012; Liu et al., 2017, 2018). The recycling of HO_x radicals associated with peroxy H-shifts and their subsequent reactions, as well as with other previously unsuspected reactions such as epoxide 30 formation from activated hydroxy hydroperoxy radicals (Paulot et al., 2009a) has led to a reassessment of the overall impact of isoprene (and other BVOCs) on OH and HO₂ levels, now found to be fairly consistent with HO_x measurements in isoprene photooxidation experiments (Fuchs et al., 2013; Novelli et al., 2018b) as well as in field experiments in isoprene-rich, low-NO_x environments (Bottorff et al., 2018). The importance of isoprene-derived epoxides stems from their major role as precursors of SOA demonstrated by laboratory and field measurements (Paulot et al., 2009a; Surratt et al., 2010; Lin et al., 2012, 2013). 35

Finally, the impact of isoprene on NO_x levels has been also reevaluated due to a better assessment of organic nitrate formation in isoprene oxidation by OH (Paulot et al., 2009b; Lee et al., 2014; Teng et al., 2017; Wennberg et al., 2018) and NO₃ (Kwan et al., 2012; Schwantes et al., 2015; Wennberg et al., 2018) as well as of the balance between NO_x-recycling pathways such as photolysis (Müller et al., 2014) and NO_x terminal losses through heterogeneous hydrolysis in aqueous aerosols (Romer et al., 2016) and dry deposition (Nguyen et al., 2015b).

A proper model assessment of the role of BVOCs in the global troposphere and in issues such as air quality and the interaction between the biosphere, the atmosphere and the climate requires the implementation of up-to-date, state-of-the-art chemical mechanisms in large-scale (global or regional) models. Whereas completely explicit mechanisms are not advisable due to computational cost concerns, oversimplified mechanisms are clearly not appropriate as tools to explore the impact of mechanistic changes, especially in the context of the rapid evolution of our understanding of the mechanisms. We present here a semi-explicit mechanism of intermediate complexity incorporating the major advances reported above. It covers the oxidation of isoprene, monoterpenes, methanol, acetone, acetaldehyde, ethanol and 2-methyl-3-butene-2-ol (short-handed as methylbutenol or MBO). This mechanism is implemented in the Model of Atmospheric composition at Global and Regional scales using Inversion Techniques for Trace gas Emissions (MAGRITTE v1.1) which is based on the previous global model IMAGES (Muller and Brasseur, 1995; Stavrakou et al., 2009a, b, 2015; Bauwens et al., 2016).

Given the very large uncertainties in monoterpene oxidation, their treatment is still very crude in the mechanism, the focus being put on the formation yield of important products. Regarding isoprene, the mechanism relies on the Leuven Isoprene Mechanism (Peeters et al., 2009, 2014) and on the extensive, explicit Caltech oxidation mechanism (ca. 900 reactions and 400 species) recently presented by Wennberg et al. (2018), based on a critical appraisal of the relevant theoretical and laboratory studies, and on the very recent experimental investigation of Berndt et al. (2019). For other reactions not addressed in those studies, it also relies on the Master Chemical Mechanism (MCM) (Saunders et al., 2003; Jenkin et al., 2015) and on our own evaluation. The mechanism also incorporates important new mechanistic developments related to e.g. the revisited role of hydroperoxycarbonyl photolysis (Liu et al., 2017, 2018) and the fate of enols and keto-enols produced from such processes. Due to these developments, the oxidation of isoprene as well as of other compounds (e.g. acetone and acetaldehyde) by OH entails a previously unsuspected source of formic and acetic acid, for which atmospheric observations suggest the existence of large missing sources (Paulot et al., 2011; Stavrakou et al., 2012; Millet et al., 2015) especially since the HC(O)OH source due to alkene ozonolysis through the Criegee Intermediate CH₂OO recently turned out smaller than previously thought (Sheps et al., 2017; Allen et al., 2018).

The complete chemical mechanism of BVOC oxidation is presented in Sect. 2. The parameterization of Henry's law constants and dry deposition velocities is presented and evaluated in a companion paper (Müller et al., 2018). Simulations with the MAGRITTE model and the updated chemical mechanism are presented in Sect. 4, including an evaluation against airborne measurements over the Eastern United States (Sect. 4.3) and a presentation of the global sources of carboxylic acids (Sect. 4.4) and glyoxal (Sect. 4.5) resulting from the implementation of the chemical mechanism.

2 The chemical mechanism of BVOC oxidation in MAGRITTE

The list of chemical species and the complete gas-phase BVOC oxidation mechanism are given in Tables 1–3.

2.1 Isoprene + OH

2.1.1 Initial steps of mechanism

5 To limit the number of species and reactions, the OH-adducts formed from the reaction of isoprene with OH are not explicitly represented, and the isoprene peroxy radicals are lumped into three compounds: ISOPBO2 and ISODO2 resulting from addition of OH to carbons 1 and 4, respectively, and ISOPEO2 resulting from OH addition to the central carbons (see Peeters et al. (2014) regarding carbon numbering). For example, ISOPBO2 includes the 1,2-OH-peroxy as well as the 1,4-OH-peroxy which can undergo a 1,6-H shift leading to a δ -hydroperoxy aldehyde (HPALD1) and other products. The ratio of OH addition to
10 C₄ to addition to C₁ is 37:63 (Wennberg et al., 2018). Based on a detailed steady-state analysis, the bulk isomerisation rate of ISOPBO2 and ISOPDO2 was shown to increase linearly with the sink rate (k_p) of the traditional peroxy reaction (Peeters et al., 2014). The reason for this behaviour is that at low k_p , the ratio of the *Z*- δ -OH-peroxy over the lower-energy β -OH-peroxy is close to their equilibrium ratio, of order of only ~ 0.01 , whereas at the high k_p limit, where all peroxy radicals have a similar lifetime, their ratio is governed by their initial formation branching ratio, which is an order magnitude higher (Peeters et al., 2014;
15 Teng et al., 2017). The following expressions of the bulk 1,6 isomerisation rates are obtained by linear regression of the bulk rates between 285 and 305 K, based on the experimental estimates of the peroxy unimolecular reaction rates (Teng et al., 2017; Wennberg et al., 2018):

$$k_{\text{ISOPBO2}}^{1,6} = 3.409 \cdot 10^{12} \cdot \exp(-10698/T) + k_p \cdot 1.07 \cdot 10^{-3} \cdot \exp(64/T) \quad (1)$$

$$20 \quad k_{\text{ISOPDO2}}^{1,6} = 4.253 \cdot 10^8 \cdot \exp(-7254/T) + k_p \cdot 2.33 \cdot 10^{-7} \cdot \exp(3662/T) \quad (2)$$

The steady-state *Z*- δ -OH-peroxy / β -OH-peroxy ratio is essentially always established in the atmosphere and remains constant in time at given temperature and NO/HO₂ levels, as implied in our approach to represent the bulk peroxy isomerization rate. Note that the steady-state ratio used here, based on the RO₂ kinetic coefficients of Teng et al. (2017), differs only slightly from the ratio based on the kinetic coefficients of LIM1 (Peeters et al., 2014) and MCM 3.3.1 (Jenkin et al., 2015).

25 For the practical purposes of model implementation, the bulk isomerisation rates being dependent on the concentrations of NO and HO₂, these reactions are split artificially into an unimolecular reaction and several pseudo-two-body reactions of ISOPBO2 and ISOPDO2 with NO and HO₂.

For the 1,5 H-shift reactions of the β -OH-peroxy radicals, we use their theoretically estimated rates (Peeters et al., 2014) multiplied by 0.95 for ISOPBO2, and 0.94 for ISOPDO2, to account for the small fraction of δ -OH-peroxy radicals not
30 undergoing those reactions (see Sect. 2.1.3). This parameterization of the bulk 1,5 and 1,6-H-shifts leads to product yields in excellent agreement with an exact estimation based on the kinetic parameters of Wennberg et al. (2018), as seen on Fig. 1.

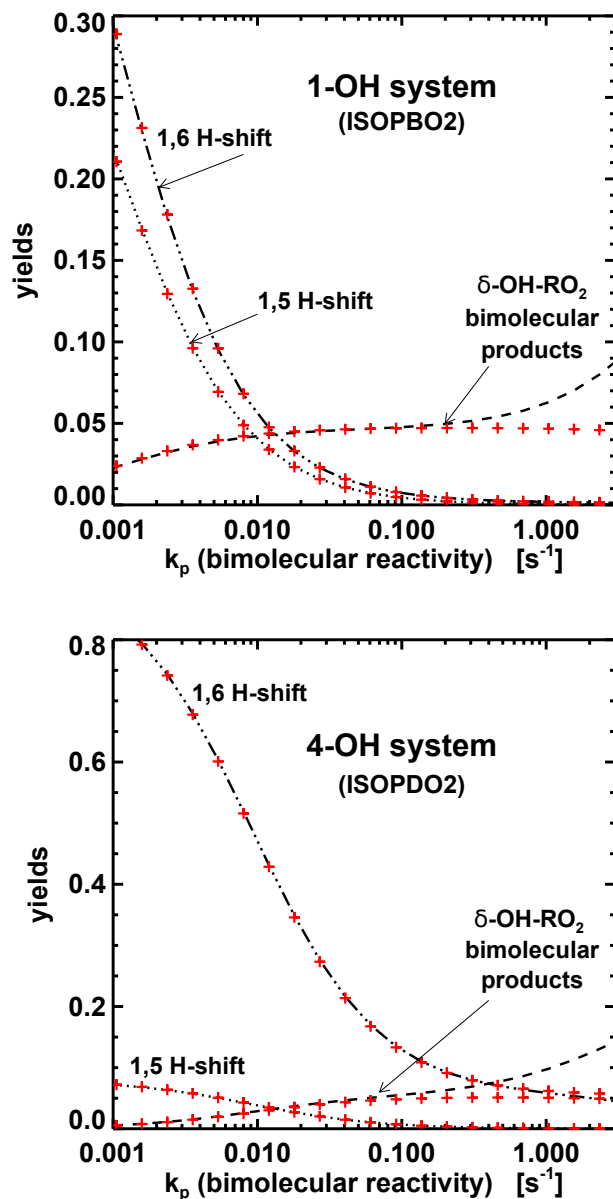


Figure 1. Contributions of H-shift isomerisations and δ -OH-peroxy bimolecular reactions to the total reactivity of isoprene peroxy radicals resulting from addition to carbon 1 (top panel) and 4 (lower panel), as function of their bimolecular reactivity, at 295 K (Wennberg et al., 2018). The red crosses denote the yields of the parameterization used in the MAGRITTE mechanism.

2.1.2 Products from the isomerization of the *Z*- δ -OH-peroxys

The 1,6 H-shift of the *Z*- δ -OH-peroxys $\text{HOCH}_2-\text{C}(\text{CH}_3)=\text{CH}-\text{CH}_2\text{O}_2$ (Case I) and $\text{O}_2\text{CH}_2-\text{C}(\text{CH}_3)=\text{CH}-\text{CH}_2\text{OH}$ (Case II) forms allylic radicals, e.g. $Z\text{-HOC}^\circ\text{H}-\text{C}(\text{CH}_3)=\text{CH}-\text{CH}_2\text{OOH} \Leftrightarrow Z\text{-HOCH}=\text{C}(\text{CH}_3)-\text{C}^\circ\text{H}-\text{CH}_2\text{OOH}$ for

Case I. Therefore, two second-generation peroxy radicals can result, peroxy *i* ($Z\text{-HOCH(O}_2\text{)-C(CH}_3\text{)=CH-CH}_2\text{OOH}$) and peroxy *ii* ($Z\text{-HOCH=C(CH}_3\text{)-CH(O}_2\text{)-CH}_2\text{OOH}$), in an approximate ratio of 40:60, and two pathways are open to product formation (Peeters et al., 2014). The subsequent chemistry is given here for Case I, unless stated otherwise. Peroxy *i* readily eliminates HO₂ at a rate of $\sim 2000\text{ s}^{-1}$ (Hermans et al., 2005) to produce $Z\text{-O=CH-C(CH}_3\text{)=CH-CH}_2\text{OOH}$ (HPALD1) (Peeters et al., 2014, 2009; Crouse et al., 2011; Teng et al., 2017). Peroxy *ii* may isomerise by a fast 1,6 enol-H-shift, promptly at $\sim 1.5 \cdot 10^9\text{ s}^{-1}$ and thermally at $> 10^4\text{ s}^{-1}$, to form $Z\text{-O=CH-C}^\circ\text{(CH}_3\text{)-CH(OOH)-CH}_2\text{OOH}$ (Peeters and Nguyen, 2012; Peeters et al., 2014) that in part arises chemically activated such that it can promptly undergo concerted OH-loss and ring-closure to an hydroperoxy-carbonyl epoxide, $Z\text{-HOOCH}_2\text{-}\overline{\text{CHO}}\text{C(CH}_3\text{)-CHO}$ (HPCE), as proposed and observed by Teng et al. (2017), and for another part lead to a third-generation peroxy, $Z\text{-O=CH-C(CH}_3\text{)(O}_2\text{)-CH(OOH)-CH}_2\text{OOH}$ (DIHPCARP1) (Peeters et al., 2014). The DIHPCARP radicals were suggested (Peeters et al., 2014) to either undergo a fast aldehyde-H-shift and eliminate CO and expel OH to form dihydroperoxy carbonyls, or react with NO and HO₂, to result mainly in OH + CH₃C(O)CHO (MGLY) + HOOCH₂CHO (HPAC) (Case I), or OH + OCHCHO + CH₃C(O)CH₂OOH (HPACET) (Case II). While the CO elimination above may be fast enough to outrun O₂ addition for Case I (Novelli et al., 2018b), this appears less likely for Case II, for which the barrier should be about 2 kcal mol⁻¹ higher (Méréau et al., 2001). Note that HPAC and HPACET were observed by Teng et al. (2017), but in a ratio to HPALDs nearly independent of the NO level. Secondly, it is estimated using statistical rate theory that the 1,6 enol-H-shift above can occur for about half while its peroxy precursor is still chemically activated such that the resulting radical contains close to 30 kcal mol⁻¹ internal energy (Peeters et al., 2014), sufficient for prompt HPCE epoxide formation.

In this work, the quantitative product distribution from the 1,6 H-shift of the $Z\text{-}\delta\text{-OH-}$ peroxy radicals is adopted from the recent experimental study of Berndt et al. (2019), supported and complemented by computational results of the LIM1 paper (Peeters et al., 2014). Note that the 1,6 H-shifts of the $Z\text{-}\delta\text{-OH-}$ peroxy radicals occur for $\sim 85\%$ by tunneling (Coote et al., 2003) at energies lower than 2 kcal mol⁻¹ below the barrier top, such that the Boltzmann population there is only marginally affected by the O₂-loss that occurs only at energies above this range; therefore there is no reason to suspect (Wennberg et al., 2018) that the agreement between experimental results (Teng et al., 2017) and the TST-predicted rate constants of Peeters et al. (2014) is fortuitous. The Berndt et al. investigation offers several advantages: (i) the reaction time was so short (8 s) that no secondary products could be formed; (ii) due to the absence of NO and near-absence of HO₂, essentially only the products of the $Z\text{-}\delta\text{-OH-}$ peroxy 1,6 H-shift could be formed, so excluding potential interferences; (iii) the peroxy radicals could also be observed; (iv) the sampled products and peroxy radicals could be quasi-quantitatively converted into ion-complexes, detected by high-resolution mass spectrometry capable of measuring concentrations as low as 10⁴ cm⁻³. Hydroxyl radicals were prepared by reacting 10¹² cm⁻³ of O₃ with 2 · 10¹¹ cm⁻³ of tetramethylethylene, in presence of 2.5 · 10¹² cm⁻³ of isoprene. At 8 s reaction time, the modeled total ISOPOO concentration is 1.2 · 10⁹ cm⁻³, of which 6 · 10⁶ cm⁻³ $Z\text{-}\delta\text{-OH-}$ peroxy radicals (50% Case I isomer HOCH₂C(CH₃)=CHCH₂O₂, and 50% Case II isomer O₂CH₂C(CH₃)=CHCH₂OH at 8 s). Integrated over the entire reaction time of 8 s, the modeled ratio of these two peroxy radicals is circa 0.8:1.0. Using the isomer-specific 1,6 H-shift rates of 0.36 s⁻¹ and 3.7 s⁻¹ for $Z\text{-}\delta\text{-OH-}$ peroxy radicals I and II (Teng et al., 2017), the expected total formation rate of isomerization products at 8 s is 1.2 · 10⁶ cm⁻³ s⁻¹. For these conditions, Berndt et al. measured the following concentrations at 8 s: C₅H₈O₃ (HPALDs):

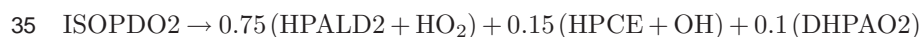
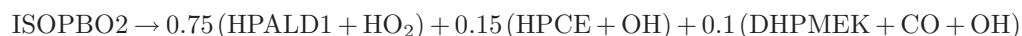
$2.3 \cdot 10^7 \text{ cm}^{-3}$; $\text{C}_5\text{H}_8\text{O}_4$ (hydroperoxy carbonyl epoxides): $4.6 \cdot 10^6 \text{ cm}^{-3}$; $\text{C}_4\text{H}_8\text{O}_5$ (dihydroperoxy carbonyls): $6.2 \cdot 10^5 \text{ cm}^{-3}$; $\text{C}_5\text{H}_9\text{O}_5$ (the second-generation peroxy above): $1.7 \cdot 10^6 \text{ cm}^{-3}$; and $\text{C}_5\text{H}_9\text{O}_7$ (the third-generation peroxy): $3.5 \cdot 10^5 \text{ cm}^{-3}$. In principle, these values are minimum concentrations. No HPAC nor HPACET was detected. The detected product and peroxy concentrations account together for 60% of the modeled total products at 8 s using the experimental kinetic parameters of Teng et al. (2017), which, together with the uncertainties, leaves room for some other products. The theoretically derived parameters of Peeters et al. (2014) predict a higher product formation from the Z - δ -OH-peroxy isomerization at 8 s, but this is due to a too low LIM1-predicted O_2 -loss from the peroxy, such that the populations of the Z - δ -OH-peroxy at 8 s are still too close to their high initial formation fraction and attain their much lower final steady-state fraction too late.

The Berndt et al. results thus give the following product yields at 8 s: HPALDs: 76%; HPCE: 15%; dihydroperoxy carbonyls: 2%; while 5.5% of the reacted Z - δ -OH-peroxy is present as second-generation peroxy $\text{C}_5\text{H}_9\text{O}_5$ and 1% as third-generation peroxy $\text{C}_5\text{H}_9\text{O}_7$. The HPALD yield determined by Berndt et al. is much higher than that of Teng et al. (2017). However, another, non-HPALD, $\text{C}_5\text{H}_8\text{O}_3$ compound observed by Teng et al. could be speculated to be a perhemiketal formed from HPALDs on the walls of the 1 m sampling tubing. Another observation of Berndt et al. indirectly supports a high HPALD yield. The concentration of the second-generation peroxy is strikingly high, given that the peroxy of type i are expected to react at a rate of $\sim 2000 \text{ s}^{-1}$ and those of type ii even at $> 10^4 \text{ s}^{-1}$, such that at the given Z - δ -OH-peroxy concentrations, and using the experimental 1,6 H-shift rates for Z - δ -OH-peroxy I and II, they should be present in a quasi-steady-state concentration of only about 10^4 cm^{-3} . This indicates that a large fraction of the $\text{C}_5\text{H}_9\text{O}_5$ peroxy are Z, E' -HOCH=C(CH₃)-CH(O₂)-CH₂OOH isomers of peroxy ii (and similar for Case II) with the OH pointing outwards, away from the peroxy function, such that they cannot undergo the 1,6 enol-H-shift, and can only be removed by (repeated) O_2 -loss and re-addition, to finally convert to Z, E' -HOCH(O₂)C(CH₃)=CHCH₂OOH peroxy i that quickly expel HO₂ to form additional HPALDs. Such a high fraction of Z, E' peroxy ii is consistent with the computational results (Peeters et al., 2014) on the various transition states for the 1,6 H-shift of the Z - δ -OH-peroxy. For Case I, a Z, Z' -TS with the OH inward was found to account for about 67% of the rate and a Z, E' -TS with OH outward for 33%, while for Case II two Z, E' -TSs account for 69% and a Z, Z' -TS for 31% of the rate. For the conditions of Berndt et al. at 8 s, with the integrated 1,6 H-shift rate due for $\sim 92\%$ to the Case II- and for $\sim 8\%$ to the Case I- Z - δ -OH-peroxy, the weighted average is $\sim 65\%$ reaction through Z, E' - and 35% through Z, Z' -structures. Taken together, the above strongly suggests that, contrary to a speculative suggestion in the LIM1 paper, the Z - E isomerism of the transition states is conserved in the allylic-radical products and in the resulting peroxy i and ii . A statistical rate estimate for the prompt internal rotation of the OH in the Z, E' -hydroxyl-allyl product radicals, with computed barrier 12 kcal mol^{-1} and imaginary frequency close to 100 cm^{-1} , and for a nascent vibration energy of 21 kcal mol^{-1} , predicts $k \sim 10^8 \text{ s}^{-1}$, or 10 times slower than collisional stabilization followed by O_2 -addition. Therefore, allowing for 10% internal rotation of the OH in the nascent Z, E' product isomers to form the more stable, H-bonded Z, Z' forms, about 40% of the allylic radicals and their O_2 -adducts would end up with the OH inwards and $\sim 60\%$ with the OH outwards in the Berndt et al. conditions. Further adopting also the spin densities in the allylic product radical of the LIM1 paper, i.e. 0.4 on carbon 1 and 0.6 on carbon 3 for Case I (and similarly 0.4 on carbon 4 and 0.6 on carbon 2 for Case II), as well as the corresponding 40:60 branching ratio for peroxy i and ii formation, the mechanism above would result in 40% direct formation of HPALDs through peroxy i , only

24% enol-H-shift products through Z, Z' peroxy ii , and 36% formation of the slowly reacting Z, E' peroxy ii , which in the Berndt et al. conditions would lead to ca. 31% indirect HPALD production through O_2 -loss and re-addition of the Z, E' peroxy ii to form peroxy i , while around 5% still survives as Z, E' peroxy ii in the short reaction time available. The so predicted overall 71% HPALD yield, based on computational results from the LIM1 paper, is strikingly close to the experimental yield of Berndt et al.. Moreover, at a total product formation rate of $1.2 \cdot 10^7 \text{ cm}^{-3} \text{ s}^{-1}$, the 31% contribution due to Z, E' peroxy ii reacting to HPALDs at 8 s implies a reaction rate of $3.8 \cdot 10^6 \text{ cm}^{-3} \text{ s}^{-1}$, or at the measured Z, E' -peroxy ii concentration of $1.7 \cdot 10^6 \text{ cm}^{-3}$, an effective rate constant of 2.2 s^{-1} . Since on average 2.5 cycles of O_2 -loss and re-addition are required to form HPALD from Z, E' peroxy ii through peroxy i , an O_2 -loss rate of 6 s^{-1} is derived, which is typical for hydroxy-allyl peroxys such as the very similar initial Z - and E - δ -OH-peroxys from isoprene (Teng et al., 2017).

The 15% HPCE yield measured by Berndt et al. is compatible with the product radical of the 1,6 enol-H-shift of Z, Z' -peroxy ii arising for a large fraction with sufficient chemical activation to overcome the barrier of ca. 15 kcal mol⁻¹ for the concerted ring-closure and OH loss. The theory-based 24% enol-H-shift products through peroxy ii , above, comprises the HPCE epoxides and products of the third-generation peroxys (DIHPCARP). Adopting the experimental 15% HPCE yield would leave room for some 10 % DIHPCARP-derived products, of which, apparently, the dihydroperoxy carbonyls account for only a small fraction of 2%. The minimum concentration of the DIHPCARPs in the Berndt et al. experiment is $3.5 \cdot 10^5 \text{ cm}^{-3}$, while their loss rate by aldehyde-H shift (followed by either CO elimination or O_2 -addition) should be about 2 s^{-1} according to Møller et al. (2019), and 6 s^{-1} according to Novelli et al. (2018c), such that their expected reaction rate is 0.7 – $2.1 \cdot 10^6 \text{ cm}^{-3} \text{ s}^{-1}$, or 6–18% of the overall products formation rate of $1.2 \cdot 10^7 \text{ cm}^{-3} \text{ s}^{-1}$ above. Subtracting the 2% dihydroperoxy carbonyls leaves 4–16 % going to other products, consistent with the ~8% estimated above, and in line with the expectation, in the introduction of this section, that the acyl product of aldehyde-H-shift in the most abundant DIHPCARP (Case II) does not eliminate CO but rather adds O_2 to continue the autoxidation chain by forming fourth-generation peroxys $C_5H_9O_9$, with $HOOCH_2-C(CH_3)(O_2)-CH(OOH)-C(O)OOH$ (DHPAO2) likely the most stable isomer after fast hydroperoxide-H shifts (Jørgensen et al., 2016) because it allows three H-bonds of which two are synergic and therefore stronger (Dibble, 2004). Since (other) fast H-shifts for this isomer are not possible, it can only react with NO or HO_2 . The main resulting oxy product radical should decompose rapidly (Vereecken and Peeters, 2009) into HPACET + OH + OCHC(O)OOH.

In atmospheric conditions, the various peroxys are all in quasi-steady state, which means ~5% more HPALD production from the Z, E' -peroxys ii , and ~1% more DIHPCARP products than in the Berndt et al. conditions at 8 s. On the other hand, the atmospheric steady-state product formation ratio from the Z - δ -OH-peroxys Case I and Case II is rather 18:82, instead of the 8:92 ratio of the Berndt et al. experiment (Teng et al., 2017), such that about 43% of the second-generation radicals would end up with the OH inwards and ~57% with the OH outwards. Taking into account also the above, direct (40%) plus indirect (34%) HPALD formation would add up to 74%, while the expected HPCE yield is 16% and that of the DIHPCARP products around 10%, of which 2% the dihydroperoxy carbonyl DHPMEK. Acknowledging the large uncertainties in those yields, we represent the Z - δ -OH-peroxy isomerisations as



Here, HPCE is a mixture of 18% Case I and 82% Case II compounds. Its oxidation by OH proceeds mainly by aldehyde-H abstraction, forming a carbonyl radical; the same radical can also be formed through OH-abstraction of the hydroperoxide-H in HPCE, followed by a 1,6 aldehyde-H-shift. The carbonyl radical can undergo concerted CO elimination and ring opening, forming $\text{CH}_3\text{C}(\text{O})\text{CH}(\text{O}_2)\text{CH}_2\text{OOH}$ (for Case I) or $\text{OCHC}(\text{O}_2)(\text{CH}_3)\text{CH}_2\text{OOH}$ (for Case II). The latter peroxy undergoes a 1,4 H-shift to $\text{CO} + \text{OH} + \text{CH}_3\text{C}(\text{O})\text{CH}_2\text{OOH}$ (HPACET). Such H-shift being not open for the Case I peroxy radical, it reacts primarily with NO or HO_2 , leading for the most part to $\text{CH}_3\text{C}(\text{O})\text{CH}(\text{O}^\circ)\text{CH}_2\text{OOH}$ that promptly decomposes into either $\text{CH}_3\text{C}(\text{O}) + \text{OCHCH}_2\text{OOH}$ (HPAC), or $\text{HCHO} + \text{OH} + \text{MGLY}$. Photolysis of HPCE can be expected to proceed by splitting off the formyl radical, leading to the same peroxy radicals as above.

2.1.3 Traditional chemistry of the initial δ -OH peroxy radicals

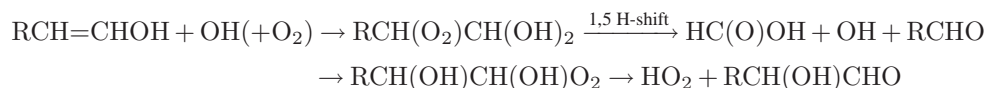
The reactions of ISOPBO2 and ISOPDO2 with NO and HO_2 generate a mixture of β - and δ -OH-peroxy reaction products. The share of the δ -OH-peroxy reaction products is small (5% for ISOPBO2 and 6% for ISOPDO2 at 297 K for a bimolecular peroxy lifetime of 50 s) and assumed here to be constant. The absolute error on product yields due to this assumption does not exceed 0.5% in most atmospherically-relevant conditions (RO_2 lifetime between 10 and 100 s). As MAGRITTE is not intended to model local urban conditions, we omit the minor products of the bimolecular reactions of the δ -hydroxyperoxy radicals, such as their reactions with other peroxy radicals. The hydroperoxides formed from their reactions with HO_2 are lumped with the β -OH-counterparts, as are also the further-generation δ -OH-epoxides. Besides nitrate formation, the reactions with NO form *Z*- and *E*- δ -OH-allyloxy radicals that were shown (Nguyen and Peeters, 2015) to interconvert rapidly and to react both in the *Z*-form by a fast α -hydroxy-H shift that leaves the products activated by a total of 32 kcal mol⁻¹; this allows rotation of the OH in the hydroxy-allyl group over the barrier of ~ 12 kcal mol⁻¹ (Peeters et al., 2014) and therefore dominant formation of the more stable H-bonded *Z*, *Z'* form of the δ -di-OH-allylic radicals, $\text{HOC}^\circ\text{HC}(\text{CH}_3)=\text{CHCH}_2\text{OH}$ and $\text{HOC}^\circ\text{HCH}=\text{C}(\text{CH}_3)\text{CH}_2\text{OH}$. α -Addition of O_2 , for 45% (Teng et al., 2017), results in C₅ hydroxyaldehydes HALD1 and HALD2 (4,1- and 1,4-HC5 in Wennberg et al. (2018), HALD1 and HALD2 in the MCM) + HO_2 . γ -Addition of O_2 (for 55%) result in *Z*, *Z'*-enol-peroxys which were shown (Peeters and Nguyen, 2012) to undergo very fast 1,6 enol-H-shifts leading to next-generation peroxys that can isomerize by 1,4 aldehyde-H shifts facing a barrier of only 20.2 kcal mol⁻¹; indeed, for 1,4 aldehyde-H-shifts in similar hydroperoxy-formyl-peroxys with barriers of 20.6-21.2 kcal mol⁻¹, rates of ~ 1.5 s⁻¹ were calculated and the products were shown to quickly lose CO and OH (Liu et al., 2017). Here, the expected products are $\text{OH} + \text{CO} + \text{CH}_3\text{C}(\text{O})\text{CH}(\text{OOH})\text{CH}_2\text{OH}$ or $\text{OCHC}(\text{CH}_3)(\text{OOH})\text{CH}_2\text{OH}$. At very high NO as in some laboratory conditions, the NO-reaction will dominate and yield either $\text{MGLY} + \text{GLYALD} + \text{OH}$ or $\text{GLY} + \text{HYAC} + \text{OH}$, so explaining these observed first-generation products (Paulot et al., 2009b; Galloway et al., 2011).

2.1.4 Hydroperoxycarbonyl photolysis

The isoprene oxidation mechanism generates several hydroperoxycarbonyls. Photolysis is expected to dominate the loss of all α -hydroperoxy aldehydes (e.g. HPAC, $\text{O}=\text{CHCH}_2\text{OOH}$) and of several hydroperoxyketones (among which HPACET, $\text{CH}_3\text{C}(\text{O})\text{CH}_2\text{OOH}$) due to estimated near-unit quantum yields and to the strong enhancement of the absorption cross sec-

tions caused by the interaction between the hydroperoxy and carbonyl chromophores (Jorand et al., 2000; Liu et al., 2018). The expected likely major pathway in the photolysis of 2-hydroperoxy-propanal was theoretically determined to be a 1,5 H-shift in the S1 state leading to enol formation (along with triplet O₂), at an estimated yield of 84%, whereas intersystem crossing (ISC) resulting in C–C scission (i.e. formyl release) and OH expulsion, makes up the rest (Liu et al., 2018). Similar yields are expected (and adopted here) for e.g. HPAC and HPACET. However, the enol yield should be lower for heavier compounds due to expected faster ISC rates. It is taken to be 50% for e.g. CH₃C(O)CH(OOH)CH=O (HPKETAL) and O=CHC(OOH)(CH₃)CH=O (HPDIAL). Furthermore, when H-bonding between the carbonyl-O and the hydroperoxide-H supposed to undergo the H-shift leading to enol formation is not favoured, e.g. because of possible H-bonds of this hydrogen with another oxygen in the molecule, enol formation is disadvantaged and therefore neglected here for simplicity. In those cases, formyl or acetyl loss, followed by OH expulsion, is taken to be the only photolysis channel. Note that, to limit the number of compounds and reactions in the mechanism, several hydroperoxycarbonyls are not considered explicitly, and are replaced by their estimated photolysis products.

The theoretical investigation of the reaction of OH with vinyl alcohol (VA) (So et al., 2014) and with propenols (Lei et al., 2018) is the basis for our evaluation of OH-reactions with enols. OH-addition generally follows e.g.

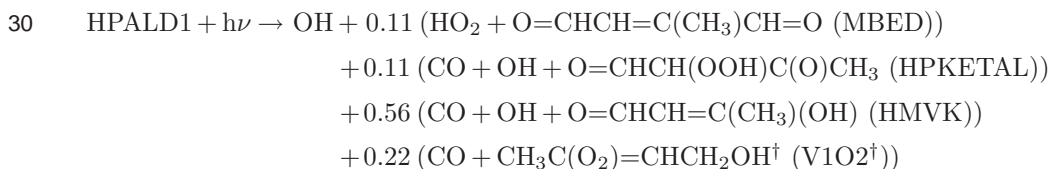


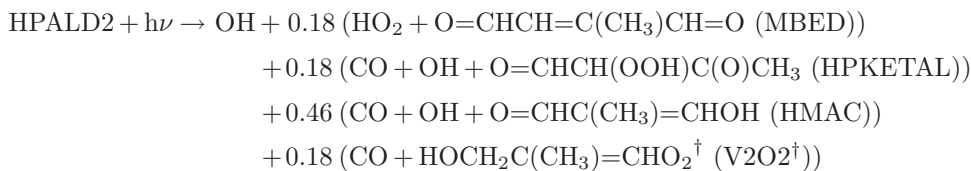
In the case of vinyl alcohol (generated in HPAC photolysis), the formic acid yield is ca. 60% according to So et al. (2014).

Acetic acid is similarly formed from the OH-reaction of 2-propenol generated in the photolysis of hydroperoxyacetone (Lei et al., 2018). HC(O)OH should also be formed in the OH-reaction of hydroxyvinylmethylketone (HMK, HOCH=CHC(O)CH₃) and hydroxymethylacrolein (HMAC, O=CHC(CH₃)=CHOH), although at a lower yield due to the competition with other possible reactions. Note that the acid-catalyzed tautomerization of enols is neglected, based on the theoretical study of the case of vinyl alcohol (Peeters et al., 2015).

2.1.5 HPALD photolysis

The HPALD photolysis quantum yield is taken equal to 0.8, a compromise between the experimental value of 1±0.4 for a C₆ HPALD proxy (Wolfe et al., 2012) and the theoretical value (actually a lower limit) of 0.55 by Liu et al. (2017). The mechanism following HPALD photolysis is based on the theoretical study of Liu et al. (2017):

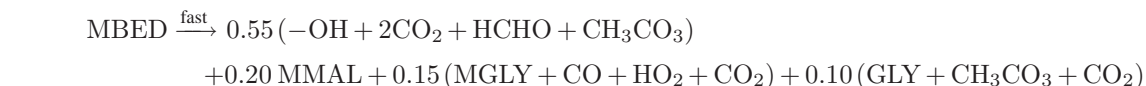




5

Note that the formation of $\text{OCHC}(\text{CH}_3)(\text{OOH})\text{CHO}$, considered in Wennberg et al. (2018) besides HPKETAL formation in the second photolysis channel of each HPALD, is neglected here as it was found to be minor (Liu et al., 2017).

Based on a reaction chamber study of butenedial and 4-oxo-2-pentenal photolysis (Thuner et al., 2003), the photolysis of methylbutenedial (MBED) should be very fast (lifetime of minutes) and lead to a furanone-type compound as major product, as well as methylmaleic anhydride (MMAL) and other compounds. Relying on MCM for the further oxidation of the furanone by OH, we replace MBED by its assumed photooxidation products:



15

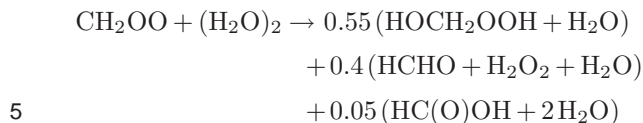
The major sink of the enols HMAC and HMVK should be their reaction with OH, leading in part to formic acid formation (see Table 2). Based on the experimental study of Yoon et al. (1999), photolysis of the analogous ketone-enol form of acetylacetone ($\text{CH}_3\text{C}(\text{O})\text{CH}=\text{C}(\text{OH})\text{CH}_3$) yields OH and a vinylic co-product radical up to a wavelength of 312 nm, with an OH appearance rate of 10^8 s^{-1} or higher around 300 nm, implying a quantum yield at atmospheric pressure of order 0.1 (instead of a near-unit quantum yield as assumed by Liu et al. (2017)). The absorption cross sections of the enols are obtained from the acetylacetone study of Nakanishi et al. (1977). By analogy with the $\text{CH}_2=\text{CH}^\circ + \text{O}_2$ reaction (Mebel and Kislov, 2005), we assume that the vinylic co-product radicals of HMAC and HMVK photolysis react rapidly with O_2 to give $\text{HCO} + \text{MGLY}$ and $\text{CH}_3\text{CO} + \text{GLY}$, respectively.

The activated vinylperoxy radicals V1O2^\dagger and V2O2^\dagger from HPALD photolysis might be stabilized by collisions and undergo reactions with NO, HO_2 and NO_2 (Liu et al., 2017), but a more probable fate is decomposition (Mebel and Kislov, 2005), to $\text{CH}_3\text{CO} + \text{GLYALD}$ in the case of V1O2 , and $\text{HCO} + \text{HYAC}$, in the case of V2O2 .

2.2 Isoprene + O_3

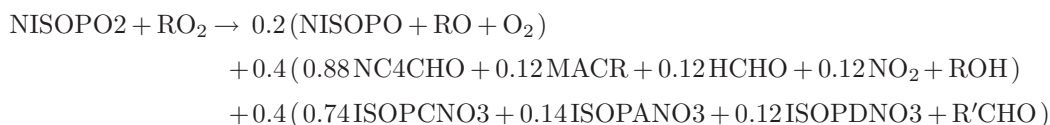
The ozonolysis mechanism follows the experimentally-derived model of Nguyen et al. (2016), except regarding the fate of the Criegee intermediate CH_2OO , formed with a yield of 58% (and assumed to be entirely stabilized). Whereas Nguyen et al. attributed a significant role to the reaction of CH_2OO with the water monomer, motivated by the dependence of the observed yields on relative humidity, the reaction of CH_2OO with the water dimer has been shown by several groups to be largely dominant at all relevant conditions (Berndt et al., 2014; Chao et al., 2015; Smith et al., 2015; Lewis et al., 2015; Sheps et al., 2017) and is therefore the only reaction considered here. More work is needed to elucidate the humidity dependence of the

yields. Reaction with the dimer follows the recent study of Sheps et al. (2017):

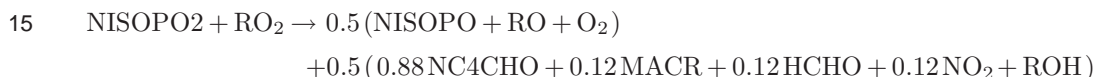


2.3 Isoprene + NO₃

The mechanism for NO₃-initiated oxidation follows largely the laboratory study of Schwantes et al. (2015). Several minor pathways are neglected, however, as the further degradation mechanism of several products remain unclear. The title reaction, followed by O₂-addition, forms several peroxy radical isomers lumped into one compound (NISOPO₂). Generalizing the
10 mechanism proposed by Schwantes et al., the reaction of NISOPO₂ with non-tertiary peroxy radicals proceeds following



whereas for tertiary peroxy radicals the reaction reads



The proposed 1,6 H-shift of the trans-[1,4] isomer of NISOPO₂ radicals (Schwantes et al., 2015) is neglected, as it is slow (4·10⁻⁴ s⁻¹) compared to the other reactions. The different isomers of the oxy radical NISOPO have different fates: decompo-
20 sition to MVK or MACR (for the β-nitroxy oxys), reaction with O₂ (for the δ's), and a fast 1,5 H-shift (Kwan et al., 2012) (ca. 2·10⁵ s⁻¹) for the δ-(1-ONO₂,4-O) radical, outrunning the O₂-reaction by a factor of about 4. The isomerisation leads, after O₂-addition, to a peroxy of which the reaction with NO or NO₃ forms an enal nitrate, O₂NOCH₂C(=CH₂)CH=O, along with HCHO and HO₂ (Wennberg et al., 2018). The main expected fate of this enal nitrate is photolysis, to NO₂ + HCHO + O=CH-C(=CH₂)O₂. The latter radical can undergo a fast 1,4 H-shift to give CO + OH + H₂C=C=O (ketene). Ketene can
25 react with OH, at a rate of ca. 1.7·10⁻¹¹ molec⁻¹ cm³ s⁻¹, producing CO + °CH₂OH (Calvert et al., 2011); it also photolyzes to ¹CH₂ (or ³CH₂) + CO. The fate of methylene is mainly oxidation to CO or CO₂ (Baulch et al., 2005). Based on photolysis parameter data provided by Calvert et al. (2011), photolysis is estimated to be slightly less important than the OH-reaction, and is therefore neglected here for simplicity.

Based on the above, the lumped oxy radical undergoes the condensed fast reaction



The β- and δ-nitroxy hydroperoxides formed in the NISOPO₂ + HO₂ reaction are explicitly considered. Their reactions with OH form nitroxy hydroxy epoxides (IHNE) as well as hydroperoxy and nitroxy carbonyls, also explicitly considered in the mechanism. A major product of the NISOPO₂ reaction with NO or RO₂ is the enal nitrate NC4CHO. Laboratory

work on an analogous compound (Xiong et al., 2016) has shown that photolysis is by far its dominant sink, owing to high quantum yields and to enhanced absorption cross sections attributed to the interaction of the nitrate and carbonyl chromophore. The NC4CHO photolysis cross sections and quantum yield recommendation follow Xiong et al. (2016). As the mechanism and products are uncertain (Xiong et al., 2016), we tentatively adopt a similar photolysis mechanism as for the analogous HPALDs, but with O—NO₂ bond scission substituted for O—OH scission. (see above, Sect. 2.1).

2.4 Monoterpene oxidation

Due to the complexity and poor understanding of monoterpene oxidation, we adopt a simple parameterization based on box model simulations of α - and β -pinene oxidation using the MCMv3.2 (Saunders et al., 2003). The scope of the parameterization is limited to the reproduction of total yields of several key products; those yields reflect not only primary production but also secondary formation. The influence of monoterpenes on radicals (e.g. HO_x, RO₂) and on ozone production is therefore likely not well represented by this simple mechanism. It should be stressed that even the monoterpene mechanism in MCM is greatly oversimplified, as it neglects many possibly important pathways (in particular H-shift isomerisations in peroxy radicals), with potentially very large effects on radicals and other products. A thorough evaluation of mechanisms against laboratory data will be needed in order to assess their uncertainties, but is out of scope of the present study.

The parameterization relies on sixty-day simulations performed using the Kinetic PreProcessor (KPP) package (Damian et al., 2002). The photolysis rates are calculated for clear-sky conditions at 30°N on July 15th. Although both high-NO_x (1 ppbv NO_x, 40 ppbv O₃ and 250 ppbv CO maintained throughout the simulation) and low-NO_x simulations (100 pptv NO_x, 20 ppbv O₃ and 150 ppbv CO) are conducted, only the low-NO_x results are used for the parameterization. Temperature and H₂O are kept at 298 K and 1% v/v. To determine the product yields, counter compounds are introduced in the equation file (e.g. HCHOa, MGLYOXa, etc.) having the same production terms as the species they represent, but without any chemical loss.

The yield of acetone from both α - and β -pinene is very close to 100% after several days of reaction, independent of the NO_x level. The yield of methylglyoxal is low (4% and 5% for α - and β -pinene, not counting the contribution of acetone oxidation by OH). The overall yield of formaldehyde obtained in these simulations is \sim 4.2 HCHO per monoterpene oxidized, almost independent of NO_x, for both precursors. The HCHO yield comes down to 2.3 after subtracting the contributions of acetone and methylglyoxal oxidation. This yield is further reduced by 45% to account for wet/dry deposition of intermediates and secondary organic aerosol formation. That fraction is higher, but of the same order, as the estimated overall impact of deposition on the average formaldehyde yield from isoprene oxidation (\sim 30%), based on global model (MAGRITTE) calculations. The higher fraction is justified by the larger number of oxidation steps and the generally lower volatility of intermediates involved in formaldehyde formation from monoterpene oxidation. Nevertheless, this adjustment introduces a significant uncertainty in the model results. A sensitivity calculation shows that adopting a lower yield reduction (20% instead of 45%) in the global model (Sect. 4.1) has negligible impact on the calculated HCHO abundances ($<$ \sim 1%) in most regions, but leads to higher HCHO vertical columns in monoterpene emission regions, by \sim 5% over Amazonia and by up to 8% over Siberia. The associated impact on OH reaches +2% in those regions, due to the additional HO_x formation through HCHO photolysis.

The overall carbon balance of monoterpene oxidation in the mechanism is $\sim 50\%$ due to the combined effects of deposition, SOA formation and CO and CO₂ formation besides their production through the degradation of the explicit products.

2.5 Cross-reactions of peroxy radicals

The channel ratios and rates of the cross reactions of peroxy radicals generally follow Capouet et al. (2004), except for the peroxy radicals from ISOP+OH, for which we follow the recommendations of Wennberg et al. (2018) (based on measurements from Jenkin et al. (1998)) and ISOP+NO₃, based on Wennberg et al. (2018) and Schwantes et al. (2015). The cross reaction rates are calculated as twice the geometric mean of the self-reaction rates, except for acylperoxy radicals for which the rate and channel data reported for CH₃CO₃ are used (Atkinson et al., 2006). The self-reaction rates are obtained from compiled data for similar compounds (Capouet et al., 2004; Peeters and Müller, 2010; Atkinson et al., 2006).

10 2.6 Peroxy radical reactions with NO and HO₂

We adopt the recommendations of Wennberg et al. (2018) for the rates of non-acyl peroxy radical reactions with NO ($2.7 \cdot 10^{-12} \exp(350/T) \text{ cm}^3 \text{ molec}^{-1} \text{ s}^{-1}$) as well as with HO₂ ($2.82 \cdot 10^{-13} \exp(1300/T) \cdot [1 - \exp(-0.231n)] \text{ cm}^3 \text{ molec}^{-1} \text{ s}^{-1}$, with n the number of heavy atoms in the radical, excluding the peroxy moiety).

We also follow Wennberg et al. (2018) for estimating the nitrate yield in the reactions of organic peroxy radicals with NO. The parameterization is based on the temperature- and pressure-dependent expressions proposed by Carter and Atkinson (1989) and by Arey et al. (2001), modified to account for the recommendation by Teng et al. (2015) to relate this yield to the number (n) of heavy atoms in the peroxy radical, excluding the peroxy moiety. The branching ratios of the nitrate pathway (Y_{nit}) and for the oxy radical pathway (Y_{oxy}) are given by

$$Y_{\text{nit}}(T, M, n, Z) = \frac{A(T, M, n)}{A(T, M, n) + Z} \quad (3)$$

20

$$Y_{\text{oxy}}(T, M, n, Z) = 1 - Y_{\text{nit}}(T, M, n, Z) \quad (4)$$

with

$$A(T, M, n) = \frac{k_0[M]}{1 + k_0[M]/k_\infty} \cdot 0.41^{\{1 + [\log_{10}(k_0[M]/k_\infty)]^2\}^{-1}} \quad (5)$$

$$25 \quad k_0 = \alpha \cdot e^n \quad (6)$$

$$k_\infty = 0.43 \cdot (T/298)^{-8} \quad (7)$$

where $\alpha = 2 \cdot 10^{-22} \text{ cm}^3 \text{ molec}^{-1}$. Z is a normalization term adjusted in order to match experimental determinations of the branching ratio, when available. In absence of such constraint, it is calculated (for $n > 2$) using

$$30 \quad Z = A_0(n) \frac{1 - \alpha_0}{\alpha_0}, \quad (8)$$

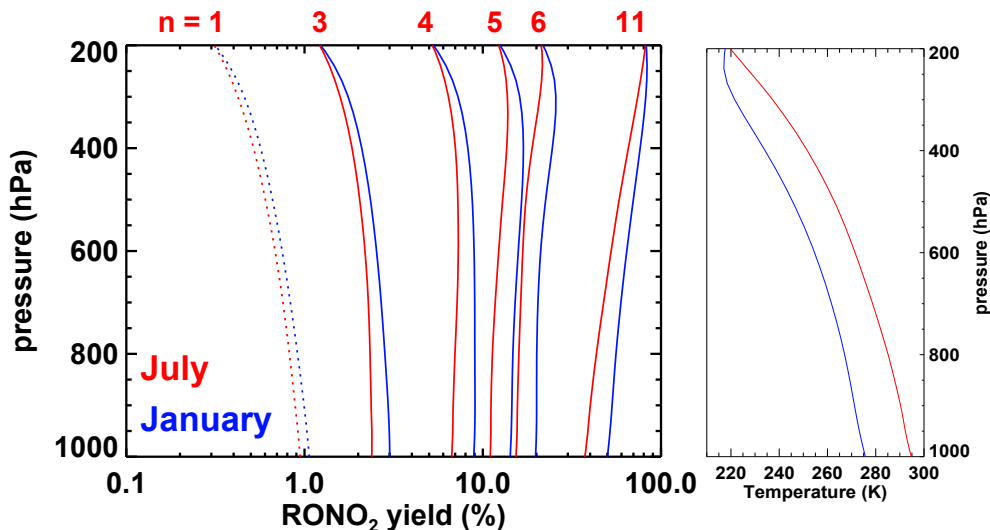


Figure 2. Left panel: Organic nitrate yield in the reaction of peroxy radicals with NO calculated following Wennberg et al. (2018) as function of atmospheric pressure, using temperature profiles typical of January (in blue) and July (in red) at 40° N (zonal average of ECMWF analyses). The temperature profiles are shown on the right panel. n is the number of heavy atoms in the peroxy radical. For $n = 1$, the yield is calculated with $Z=1$ in Eq. 3.

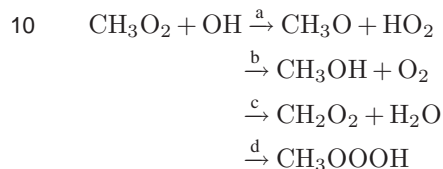
with $A_0(n) = A(T=293 \text{ K}, M=2.45 \cdot 10^{19} \text{ molec. cm}^{-3}, n)$ and

$$\alpha_0 = 0.045 \cdot n - 0.11 \quad (9)$$

The nitrate yield is further modified according to molecular structure as recommended in Wennberg et al. (2018). The dependence of the yields on atmospheric pressure is shown in Fig. 2 for January and July at mid-latitudes. For small values of n (especially $n = 1$), Y_{nit} decreases with altitude. For large values of n (e.g. $n = 11$), the yield increases with altitude due to the strong temperature dependence of the high-pressure limit (Eq. 7).

2.7 CH₃O₂ + OH

Methylperoxy radical (CH₃O₂) was shown to react rapidly with OH (Bossolasco et al., 2014) although two more recent experimental studies inferred a lower rate constant (Yan et al., 2016; Assaf et al., 2016). The possible pathways include



15 The stabilized trioxide (CH₃OOOH) formed in channel d has several possible fates, among which reaction with OH and uptake by aqueous aerosols followed by decomposition into CH₃OH + O₂ are expected to be the most important (Müller et al.,

2016). An upper limit of 5% for the yield of Criegee radicals was also determined by Assaf et al. (2017), in agreement with the theoretical expectation that it should be negligible (Müller et al., 2016). A yield of 0.9 ± 0.1 for the methoxy + HO₂ channel was determined experimentally at low pressure (50 Torr) (Assaf et al., 2018), in good agreement with the best theoretical estimate (0.92, range 0.77–0.97) determined in Müller et al. (2016) and used in our mechanism. It is also consistent with the
5 methanol yield measurements reported recently by Caravan et al. (2018) at both low and high pressure (0.06 ± 0.02 at 740 Torr). Those results imply however a methanol yield much lower than the value (0.23) used in our global model to reconcile its predictions with atmospheric methanol observations at remote locations (Müller et al., 2016). Note that at low pressure (as used in the experiments by Assaf et al. (2017) and Assaf et al. (2018)), stabilisation of the trioxide is negligible, given the quadratic dependence of the stabilisation fraction (f_{stab}) on atmospheric pressure (Müller et al., 2016),

$$10 \quad f_{\text{stab}} = f_0 \cdot p^2 \cdot (T/298)^{-5}, \quad (10)$$

where p is atmospheric pressure (atm) and T is temperature (K). In the lower troposphere, however, stabilisation is significant, with a best theoretical estimate of $f_0 = 0.107$. Significant experimental evidence for this partial stabilisation was found by Caravan et al. (2018) at 740 Torr (but not at low pressure).

The mechanism does not account for the possible reaction of OH with other peroxy radicals. As noted by Müller et al.
15 (2016), its relevance for larger peroxy radicals (such as those formed in the oxidation of biogenic VOCs) is expected to be lower than in the case of CH₃O₂. Furthermore, the fate of the stabilised trioxide formed at high yield (Müller et al., 2016; Assaf et al., 2018) in the reaction of large RO₂ radicals with OH is so far unexplored.

2.8 Model species and chemical mechanism

Table 1. Chemical species of the oxidation mechanism of isoprene, monoterpenes and methylbutenol (MBO).

| <i>Notation</i> | <i>Chemical formula</i> |
|------------------------------------|---|
| <i>C₁ compounds</i> | |
| HCHO | HCHO |
| CO | CO |
| CH ₃ OH | CH ₃ OH |
| HCOOH | HC(O)OH |
| CH ₃ OOH | CH ₃ OOH |
| CH ₃ OOOH | CH ₃ OOOH |
| CH ₃ ONO ₂ | CH ₃ ONO ₂ |
| HMHP | HOCH ₂ OOH |
| <i>C₂ compounds</i> | |
| CH ₃ CHO | CH ₃ CHO |
| GLYALD | HOCH ₂ CHO |
| GLY | CHOCHO |
| C ₂ H ₅ OH | C ₂ H ₅ OH |
| CH ₃ COOH | CH ₃ C(O)OH |
| PAA | CH ₃ C(O)OOH |
| GPA | OCHC(O)OOH |
| ETHLN | OCHCH ₂ ONO ₂ |
| HPAC | OCHCH ₂ OOH |
| GCO ₃ H | HOCH ₂ C(O)OOH |
| GCOOH | HOCH ₂ C(O)OH |
| PAN | CH ₃ C(O)OONO ₂ |
| GPAN | HOCH ₂ C(O)OONO ₂ |
| VA | CH ₂ =CHOH |
| <i>C₃ compounds</i> | |
| CH ₃ COCH ₃ | CH ₃ C(O)CH ₃ |
| HYAC | CH ₂ OHC(O)CH ₃ |
| MGLY | CH ₃ C(O)CHO |
| C ₂ H ₅ COOH | CH ₃ CH ₂ C(O)OH |

| <i>Notation</i> | <i>Chemical formula</i> |
|-----------------|---|
| NOA | $\text{CH}_3\text{C}(\text{O})\text{CH}_2\text{ONO}_2$ |
| HPACET | $\text{CH}_3\text{C}(\text{O})\text{CH}_2\text{OOH}$ |
| MVA | $\text{CH}_2=\text{C}(\text{CH}_3)\text{OH}$ |
| DHA | $\text{CH}_3\text{C}(\text{O})\text{CH}(\text{OH})_2$ |
| | <i>C₄ compounds</i> |
| MACR | $\text{CH}_2=\text{CCH}_3\text{CHO}$ |
| MVK | $\text{CH}_2=\text{CHC}(\text{O})\text{CH}_3$ |
| MPAN | $\text{CH}_2=\text{CCH}_3\text{C}(\text{O})\text{OONO}_2$ |
| MCO3H | $\text{CH}_2=\text{CH}(\text{CH}_3)\text{C}(\text{O})\text{OOH}$ |
| MCOOH | $\text{CH}_2=\text{CH}(\text{CH}_3)\text{C}(\text{O})\text{OH}$ |
| MVKOOH | $0.55 \text{CH}_3\text{C}(\text{O})\text{CH}(\text{OOH})\text{CH}_2\text{OH} + 0.45 \text{CH}_3\text{C}(\text{O})\text{CH}(\text{OH})\text{CH}_2\text{OOH}$ |
| MACRNO3 | $\text{OCHC}(\text{CH}_3)(\text{ONO}_2)\text{CH}_2\text{OH}$ |
| MVKNO3 | $0.2 \text{CH}_3\text{C}(\text{O})\text{CH}(\text{OH})\text{CH}_2\text{ONO}_2 + 0.8 \text{CH}_3\text{C}(\text{O})\text{CH}(\text{ONO}_2)\text{CH}_2\text{OH}$ |
| MACROH | $\text{HOCH}_2\text{C}(\text{CH}_3)(\text{OH})\text{CHO}$ |
| BIACETOH | $\text{CH}_3\text{C}(\text{O})\text{C}(\text{O})\text{CH}_2\text{OH}$ |
| DHBO | $\text{CH}_3\text{C}(\text{O})\text{CH}(\text{OH})\text{CH}_2\text{OH}$ |
| HOBA | $\text{CH}_3\text{C}(\text{O})\text{CH}(\text{OH})\text{CHO}$ |
| DIHPMEK | $\text{CH}_3\text{C}(\text{O})\text{CH}(\text{OOH})\text{CH}_2\text{OOH}$ |
| HPKETAL | $\text{CH}_3\text{C}(\text{O})\text{CH}(\text{OOH})\text{CHO}$ |
| HPDIAL | $\text{OCHC}(\text{CH}_3)(\text{OOH})\text{CHO}$ |
| HMVK | $\text{CH}_3\text{C}(\text{O})\text{CH}=\text{CHOH}$ |
| HMAC | $\text{OCHC}(\text{CH}_3)=\text{CHOH}$ |
| HMML | $\text{HOCH}_2\overline{\text{C}(\text{CH}_3)\text{O}}\text{C}=\text{O}$ |
| | <i>C₅ compounds</i> |
| ISOP | $\text{CH}_2=\text{C}(\text{CH}_3)\text{CH}=\text{CH}_2$ |
| MBO | $\text{CH}_3\text{C}(\text{OH})(\text{CH}_3)\text{CH}=\text{CH}_2$ |
| HCOC5 | $\text{CH}_2=\text{C}(\text{CH}_3)\text{C}(\text{O})\text{CH}_2\text{OH}$ |
| ISOPBOOH | $0.95 \text{CH}_2=\text{CHC}(\text{CH}_3)(\text{OOH})\text{CH}_2\text{OH} + 0.05 \text{OHCH}_2\text{C}(\text{CH}_3)=\text{CHCH}_2\text{OOH}$ |
| ISOPDOOH | $0.94 \text{CH}_2=\text{C}(\text{CH}_3)\text{CH}(\text{OOH})\text{CH}_2\text{OH} + 0.06 \text{OHCH}_2\text{CH}=\text{C}(\text{CH}_3)\text{CH}_2\text{OOH}$ |
| ISOPEOOH | $\text{CH}_2=\text{C}(\text{CH}_3)\text{CH}(\text{OH})\text{CH}_2\text{OOH}$ |
| INDOOH | $\text{HOCH}_2\text{CH}(\text{ONO}_2)\text{C}(\text{CH}_3)(\text{OOH})\text{CH}_2\text{OH}$ |

| <i>Notation</i> | <i>Chemical formula</i> |
|--------------------------------------|---|
| ISOPANO3 | $\text{HOCH}_2\text{C}(\text{CH}_3)=\text{CHCH}_2\text{ONO}_2$ |
| ISOPBNO3 | $\text{CH}_2=\text{CHC}(\text{CH}_3)(\text{ONO}_2)\text{CH}_2\text{OH}$ |
| ISOPCNO3 | $\text{HOCH}_2\text{CH}=\text{C}(\text{CH}_3)\text{CH}_2\text{ONO}_2$ |
| ISOPDNO3 | $\text{CH}_2=\text{C}(\text{CH}_3)\text{CH}(\text{ONO}_2)\text{CH}_2\text{OH}$ |
| ISOPENO3 | $\text{CH}_3\text{C}(\text{CH}_2)=\text{CH}(\text{OH})\text{CH}_2\text{ONO}_2$ |
| MBONO3 | $0.67 \text{CH}_3\text{C}(\text{OH})(\text{CH}_3)\text{CH}(\text{ONO}_2)\text{CH}_2\text{OH} + 0.33 \text{CH}_3\text{C}(\text{OH})(\text{CH}_3)\text{CH}(\text{OH})\text{CH}_2\text{ONO}_2$ |
| INCCO | $\text{HOCH}_2\text{C}(\text{O})\text{C}(\text{CH}_3)(\text{OH})\text{CH}_2\text{ONO}_2$ |
| INCNO3 | $\text{HOCH}_2\text{CH}(\text{ONO}_2)\text{C}(\text{CH}_3)(\text{OH})\text{CH}_2\text{ONO}_2$ |
| NISOPOOHB | $0.9 \text{CH}_2=\text{CHC}(\text{CH}_3)(\text{OOH})\text{CH}_2\text{ONO}_2 + 0.1 \text{CH}_2=\text{C}(\text{CH}_3)\text{CH}(\text{OOH})\text{CH}_2\text{ONO}_2$ |
| NISOPOOHD | $0.84 \text{HOCH}_2\text{CH}=\text{C}(\text{CH}_3)\text{CH}_2\text{ONO}_2 + 0.26 \text{O}_2\text{NOCH}_2\text{CH}=\text{C}(\text{CH}_3)\text{CH}_2\text{OOH}$ |
| IEPOX | $\text{HOCH}_2\overline{\text{CHO}}\text{C}(\text{CH}_3)\text{CH}_2\text{OH}$ |
| ICHE | $\text{HOCH}_2\overline{\text{CHO}}\text{C}(\text{CH}_3)\text{CHO}$ and 3 isomers |
| HPCE | $0.18 \text{HOCH}_2\overline{\text{CHO}}\text{C}(\text{CH}_3)\text{CHO} + 0.82 \text{OCH}\overline{\text{CHO}}\text{C}(\text{CH}_3)\text{CH}_2\text{OOH}$ |
| DHHEPOX | $\text{HOCH}_2\text{C}(\text{CH}_3)(\text{OOH})\overline{\text{CHO}}\text{CH}(\text{OH})$ |
| NC4CHO | $0.75 \text{OCHCH}=\text{C}(\text{CH}_3)\text{CH}_2\text{ONO}_2 + 0.25 \text{OCHC}(\text{CH}_3)=\text{CHCH}_2\text{ONO}_2$ |
| ISOPBOH | $\text{CH}_2=\text{CHC}(\text{CH}_3)(\text{OH})\text{CH}_2\text{OH}$ |
| ISOPDOH | $\text{CH}_2=\text{C}(\text{CH}_3)\text{CH}(\text{OH})\text{CH}_2\text{OH}$ |
| HALD1 | $\text{OCHC}(\text{CH}_3)=\text{CHCH}_2\text{OH}$ |
| HALD2 | $\text{OCHCH}=\text{C}(\text{CH}_3)\text{CH}_2\text{OH}$ |
| HPALD1 | $\text{OCHC}(\text{CH}_3)=\text{CHCH}_2(\text{OOH})$ |
| HPALD2 | $\text{OCHCH}=\text{C}(\text{CH}_3)\text{CH}_2(\text{OOH})$ |
| MMAL | $\text{O}=\overline{\text{CCH}=\text{C}(\text{CH}_3)\text{C}(=\text{O})\text{O}}$ |
| IHNE | $0.57 \text{O}_2\text{NOCH}_2\overline{\text{C}(\text{CH}_3)\text{OCH}}\text{CH}_2\text{OH} + 0.25 \text{O}_2\text{NOCH}_2\text{C}(\text{CH}_3)(\text{OH})\overline{\text{CHO}}\text{CH}_2$ and isomers |
| | <i>C₁₀ compounds</i> |
| APIN | $\text{C}_{10}\text{H}_{16}$ (sum of monoterpenes) |
| APINONO2 | $\text{C}_{10}\text{H}_{16}(\text{OH})(\text{ONO}_2)$ |
| | <i>Peroxy radicals</i> |
| CH_3O_2 | CH_3O_2 |
| CH_3CO_3 | $\text{CH}_3\text{C}(\text{O})\text{O}_2$ |
| OCHCH_2O_2 | OCHCH_2O_2 |
| $\text{HOCH}_2\text{CH}_2\text{O}_2$ | $\text{HOCH}_2\text{CH}_2\text{O}_2$ |

| <i>Notation</i> | <i>Chemical formula</i> |
|-----------------|---|
| GCO3 | $\text{HOCH}_2(\text{O})\text{CO}_2$ |
| QO2 | $\text{HOCH}_2\text{CH}_2\text{O}_2$ |
| ACETO2 | $\text{CH}_3\text{COCH}_2\text{O}_2$ |
| MVKO2 | $0.75 \text{CH}_3\text{COCH}(\text{O}_2)\text{CH}_2\text{OH} + 0.25 \text{CH}_3\text{COCH}(\text{OH})\text{CH}_2\text{O}_2$ |
| MCO3 | $\text{CH}_2=\text{C}(\text{CH}_3)\text{C}(\text{O})_2$ |
| ISOPBO2 | $0.95 \text{HOCH}_2\text{C}(\text{CH}_3)(\text{O}_2)\text{CH}=\text{CH}_2 + 0.05 \text{OHCH}_2\text{C}(\text{CH}_3)=\text{CHCH}_2\text{O}_2$ |
| ISOPDO2 | $0.94 \text{CH}_2=\text{C}(\text{CH}_3)\text{CH}(\text{O}_2)\text{CH}_2\text{OH} + 0.06 \text{OHCH}_2\text{CH}=\text{C}(\text{CH}_3)\text{CH}_2\text{O}_2$ |
| ISOPEO2 | $\text{CH}_3\text{C}(=\text{CH}_2)\text{CH}(\text{OH})\text{CH}_2\text{O}_2$ |
| DIHPCARP1 | $\text{CH}_3\text{C}(\text{OO})(\text{CHO})\text{CH}(\text{OOH})\text{CH}_2\text{OOH}$ |
| DIHPCARP2 | $\text{OCHCH}(\text{OO})\text{C}(\text{CH}_3)(\text{OOH})\text{CH}_2\text{OOH}$ |
| DHPAO2 | $\text{HOOCH}_2\text{C}(\text{CH}_3)(\text{O}_2)\text{CH}(\text{OOH})\text{C}(\text{O})\text{OOH}$ |
| KPO2 | $0.5 \text{CH}_3\text{C}(\text{O})\text{CH}(\text{O}_2)\text{CH}_2\text{OOH} + 0.5 \text{CH}_3\text{C}(\text{O})\text{CH}(\text{OOH})\text{CH}_2\text{O}_2$ |
| IEPOXAO2 | $\text{HOCH}_2\text{CH}(\text{OH})\text{C}(\text{CH}_3)(\text{O}_2)\text{CHO}$ |
| IEPOXBO2 | $\text{HOCH}_2\text{C}(\text{OH})(\text{CH}_3)\text{CH}(\text{O}_2)\text{CHO}$ |
| C59O2 | $\text{HOCH}_2\text{C}(\text{CH}_3)(\text{O}_2)\text{C}(\text{O})\text{CH}_2\text{OH}$ |
| INAO2 | $0.73 \text{HOCH}_2\text{C}(\text{O}_2)(\text{CH}_3)\text{CH}(\text{OH})\text{CH}_2\text{ONO}_2 + 0.27 \text{HOCH}_2\text{C}(\text{OH})(\text{CH}_3)\text{CH}(\text{O}_2)\text{CH}_2\text{ONO}_2$ |
| INBO2 | $0.85 \text{HOCH}_2\text{CH}(\text{O}_2)\text{C}(\text{CH}_3)(\text{ONO}_2)\text{CH}_2\text{OH} + 0.15 \text{O}_2\text{CH}_2\text{CH}(\text{OH})\text{C}(\text{CH}_3)(\text{ONO}_2)\text{CH}_2\text{OH}$ |
| INCO2 | $0.67 \text{HOCH}_2\text{CH}(\text{OH})\text{C}(\text{O}_2)(\text{CH}_3)\text{CH}_2\text{ONO}_2 + 0.33 \text{HOCH}_2\text{CH}(\text{O}_2)\text{C}(\text{OH})(\text{CH}_3)\text{CH}_2\text{ONO}_2$ |
| INDO2 | $\text{HOCH}_2\text{CH}(\text{ONO}_2)\text{C}(\text{CH}_3)(\text{O}_2)\text{CH}_2\text{OH}$ |
| NISOPO2 | $0.45 \text{O}_2\text{CH}_2\text{CH}=\text{C}(\text{CH}_3)\text{CH}_2\text{ONO}_2 + 0.42 \text{CH}_2=\text{CHC}(\text{CH}_3)(\text{O}_2)\text{CH}_2\text{ONO}_2 +$ $0.085 \text{O}_2\text{NOCH}_2\text{CH}=\text{C}(\text{CH}_3)\text{CH}_2\text{O}_2 + 0.045 \text{CH}_2=\text{C}(\text{CH}_3)\text{CH}(\text{O}_2)\text{CH}_2\text{ONO}_2$ |
| MBOO2 | $0.67 \text{CH}_3\text{C}(\text{OH})(\text{CH}_3)\text{CH}(\text{O}_2)\text{CH}_2\text{OH} + 0.33 \text{CH}_3\text{C}(\text{OH})(\text{CH}_3)\text{CH}(\text{OH})\text{CH}_2\text{O}_2$ |
| APINOHO2 | peroxy radical from APIN + OH |
| APINO3O2 | peroxy radical from APIN + O ₃ |

Table 2. Chemical mechanism and rates. Read $2.7(-11)$ as $2.7 \cdot 10^{-11}$; T =temperature (K); $[M]$ is air density (molec.cm^{-3}); $K_{\text{RO2NO}}=2.7(-12) \exp(350/T)$; the PAN-like compounds formation and decomposition rates are calculated with $k = \frac{k_0[M]}{1+k_0[M]/k_\infty} 0.3\{1+[\log_{10}(k_0[M]/k_\infty)/1.414]^2\}^{-1}$. Units for 1^{st} -, 2^{nd} -, and 3^{d} -order reactions are s^{-1} , $\text{cm}^3 \text{molec.}^{-1} \text{s}^{-1}$ and $\text{cm}^6 \text{molec.}^{-2} \text{s}^{-1}$. References: 1, MCM (Saunders et al., 2003; Jenkin et al., 2015); 2, Nguyen et al. (2016); 3, Wennberg et al. (2018); 4, Liu et al. (2013); 5, Peeters and Müller (2010); 6, Capouet et al. (2004); 7, Atkinson et al. (2006); 8, Peeters et al. (2014); 9, St. Clair et al. (2016); 10, D’Ambro et al. (2017); 11, Lee et al. (2014); 12, Jacobs et al. (2014); 13, Paulot et al. (2009b); 14, Bates et al. (2016); 15, Schwantes et al. (2015); 16, Xiong et al. (2016); 17, Crounse et al. (2012); 18, Gross et al. (2014); 19, Burkholder et al. (2015); 20, Nguyen et al. (2015a); 21, Galloway et al. (2011); 22, Praske et al. (2015); 23, Vu et al. (2013); 24, Baeza-Romero et al. (2007); 25, Magneron et al. (2005); 26, Taraborrelli et al. (2012); 28, So et al. (2014); 29, Assaf et al. (2016); 30, Assaf et al. (2018); 31, Müller et al. (2016); 32, Allen et al. (2018); 34, Chan et al. (2009).

| <i>Reaction</i> | <i>Rate</i> | <i>Ref.</i> | <i>Note</i> |
|--|--|-------------|-------------|
| <i>C₅ compounds</i> | | | |
| ISOP + OH \rightarrow 0.586 ISOPBO2 + 0.344 ISOPDO2 + 0.02 ISOPEO2 +0.10 HO ₂ + 0.05 ACETO2 + 0.05 HCHO + 0.05 CO ₂ | $2.7(-11) \exp(360/T)$ | | N1 |
| ISOP + NO ₃ \rightarrow NISOPO2 | $3.15(-12) \exp(-450/T)$ | 1 | |
| ISOP + O ₃ \rightarrow 0.41 MACR + 0.17 MVK + 0.86 HCHO + 0.03 MCOOH +0.3 CO ₂ + 0.3 HO ₂ + 0.1 CH ₃ O ₂ + 0.24 CO + 0.05 CH ₃ CO ₃ +0.14 OH + 0.58 (0.55 HMHP + 0.4 HCHO + 0.4 H ₂ O ₂ +0.05 HCOOH) | $1.03(-14) \exp(-1995/T)$ | 2 | N2 |
| ISOPBO2 + NO \rightarrow NO ₂ + 0.95 MVK + 0.95 HCHO + 0.973 HO ₂ +0.023 HALD1 + 0.027 MVKOOH + 0.027 CO + 0.027 OH | $K_{\text{RO2NO}} \cdot Y_{\text{oxy}}(T, M, 6, 1.19)$ | 3 | N3 |
| ISOPBO2 + NO \rightarrow 0.96 ISOPBNO3 + 0.04 ISOPANO3 | $K_{\text{RO2NO}} \cdot Y_{\text{nit}}(T, M, 6, 1.19)$ | 3 | N3 |
| ISOPBO2 + NO ₃ \rightarrow NO ₂ + 0.95 MVK + 0.95 HCHO + 0.973 HO ₂ +0.023 HALD1 + 0.027 MVKOOH + 0.027 CO + 0.027 OH | $2.3(-12)$ | 1,3 | |
| ISOPBO2 + HO ₂ \rightarrow 0.94 ISOPBOOH + 0.06 OH +0.06 MVK + 0.06 HCHO + 0.06 HO ₂ | $2.1(-13) \exp(1300/T)$ | 1,3,4 | |
| ISOPBO2 + ISOPBO2 \rightarrow 2 MVK + 2 HCHO + 2 HO ₂ | $6.6(-14)$ | 3 | |
| ISOPBO2 + ISOPBO2 \rightarrow 0.5 HO ₂ + 0.5 HALD1 + 0.5 CO + 0.5 OH +0.5 MVKOOH | $1.1(-13)$ | 3 | |
| ISOPBO2 + ISOPDO2 \rightarrow 0.9 MVK + 1.8 HCHO + 1.8 HO ₂ +0.1 ISOPBOH + 0.9 MACR + 0.1 HCOC5 | $3.08(-12)$ | 3 | |
| ISOPBO2 + CH ₃ O ₂ \rightarrow 0.5 MVK + 1.5 HCHO + 0.7 HO ₂ +0.5 ISOPBOH | $2.0(-12)$ | 3 | |
| ISOPBO2 + CH ₃ CO ₃ \rightarrow MVK + HCHO + HO ₂ + CH ₃ O ₂ + CO ₂ | $1.8(-12) \exp(500/T)$ | 6,7 | |

| <i>Reaction</i> | <i>Rate</i> | <i>Ref.</i> | <i>Note</i> |
|--|---|-------------|-------------|
| ISOPBO2 \rightarrow 0.75HPALD1 + 0.75HO ₂ + 0.15HPCE +0.25 OH + 0.1 CO + 0.1 CO + 0.1 DIHPMEK | 3.409(+12) exp(-10698/T) + 2.89(-15) exp(414/T) · [NO] + 2.26(-16) exp(1364/T) · [HO ₂] | | N4 |
| ISOPBO2 \rightarrow MVK + HCHO + OH | 9.9(+10) exp(-9746/T) | 8 | |
| ISOPBOOH + OH \rightarrow 0.85IEPOX + 0.15DHHEPOX + OH | 1.7(-11) exp(390/T) | 9,3,10 | N6 |
| ISOPBOOH + OH \rightarrow 0.75ISOPBO2 + 0.2HCOOH + 0.3HO ₂ +0.05 HCHO + 0.05 OH + 0.25 MVK | 4.6(-12) exp(200/T) | 9,3 | N7 |
| ISOPDO2 + NO \rightarrow NO ₂ + 0.94MACR + 0.94HCHO + HO ₂ +0.027HALD2 + 0.033HYAC + 0.066 CO + 0.066 OH | $K_{RO2NO} \cdot Y_{oxy}(T, M, 6, 1.3)$ | 1,3 | N3 |
| ISOPDO2 + NO \rightarrow 0.944ISOPDNO3 + 0.056ISOPCNO3 | $K_{RO2NO} \cdot Y_{nit}(T, M, 6, 1.3)$ | 1,3 | N3 |
| ISOPDO2 + NO ₃ \rightarrow NO ₂ + 0.94MACR + 0.94HCHO + HO ₂ +0.027HALD2 + 0.037HYAC + 0.066 CO + 0.066 OH | 2.3(-12) | 1 | |
| ISOPDO2 + HO ₂ \rightarrow 0.941ISOPDOOH + 0.059 OH +0.059MACR + 0.059HCHO + 0.059HO ₂ | 2.1(-13) exp(1300/T) | 1,3 | |
| ISOPDO2 + ISOPDO2 \rightarrow 1.6MACR + 1.6HCHO + 1.6HO ₂ +0.2HCOC5 + 0.2ISOPDOH | 5.74(-12) | 3 | |
| ISOPDO2 + CH ₃ O ₂ \rightarrow 0.5MACR + 1.25HCHO + HO ₂ +0.25 ISOPDOH + 0.25 HCOC5 + 0.25 CH ₃ OH | 2.0(-12) | 3 | |
| ISOPDO2 + CH ₃ CO ₃ \rightarrow 0.9MACR + 0.9HCHO + 0.9HO ₂ +0.9CH ₃ O ₂ + 0.9CO ₂ + 0.1CH ₃ COOH + 0.1HCOC5 | 2.0(-12) exp(500/T) | 6,7 | |
| ISOPDO2 \rightarrow 0.75HPALD2 + 0.75HO ₂ + 0.15HPCE +0.15 OH + 0.1 DHPAO2 | 4.253(+8) exp(-7254/T) + 6.29(-19) exp(4012/T) · [NO] + 4.9(-20) exp(4962/T) · [HO ₂] | | N4 |
| ISOPDO2 \rightarrow MACR + HCHO + OH | 1.77(+11) exp(-9752/T) | 8 | |
| HPCE + OH \rightarrow 1.82 CO + 0.82 OH + 0.82HPACET + 0.18KPO2 | 2.5(-11) | | N5 |
| KPO2 + NO \rightarrow NO ₂ + 0.5CH ₃ CO ₃ + 0.5HPAC +0.5HCHO + 0.5OH + 0.5MGLY | 2.7(-12) exp(350/T) | | N5 |
| KPO2 + NO ₃ \rightarrow NO ₂ + 0.5CH ₃ CO ₃ + 0.5HPAC +0.5HCHO + 0.5OH + 0.5MGLY | 2.3(-12) | | N5 |
| KPO2 + HO ₂ \rightarrow OH + 0.5CH ₃ CO ₃ + 0.5HPAC +0.5HCHO + 0.5OH + 0.5MGLY | 2.26(-13) exp(1300/T) | | N5 |
| DHPAO2 + NO \rightarrow NO ₂ + HPACET + OH + PGA | 2.7(-12) exp(350/T) | | N5 |
| DHPAO2 + NO ₃ \rightarrow NO ₂ + HPACET + OH + PGA | 2.3(-12) | | |
| DHPAO2 + HO ₂ \rightarrow OH + HPACET + OH + PGA | 2.64(-13) exp(1300/T) | | N5 |

| <i>Reaction</i> | <i>Rate</i> | <i>Ref.</i> | <i>Note</i> |
|---|--|-------------|-------------|
| ISOPDOOH + OH \rightarrow 0.85 IEPOX + 0.15 DHHEPOX + OH | 3.0(-11) exp(390/T) | 9,3,10 | N6 |
| ISOPDOOH + OH \rightarrow 0.6 ISOPDO2 + 0.32 HCOOH + 0.48 HO ₂ + 0.08 HCHO + 0.08 OH + 0.4 MACR | 4.1(-12) exp(200/T) | 9,3 | N8 |
| ISOPEO2 + NO \rightarrow MACR + HO ₂ + HCHO + NO ₂ | $K_{RO2NO} \cdot Y_{oxy}(T, M, 6, 1.27)$ | 1,3 | N3 |
| ISOPEO2 + NO \rightarrow ISOPENO3 | $K_{RO2NO} \cdot Y_{nit}(T, M, 6, 1.27)$ | 1,3 | N3 |
| ISOPEO2 + HO ₂ \rightarrow ISOPEOOH | 2.1(-13) exp(1300/T) | 1,3 | |
| ISOPEO2 + ISOPBO2 \rightarrow 0.7 MVK + 1.4 HCHO + 1.4 HO ₂ + 0.3 ISOPBOH + 0.7 MACR + 0.3 HCOC5 | 1.2(-12) | 5 | |
| ISOPEO2 + ISOPDO2 \rightarrow MACR + HCHO + HO ₂ + 0.5 HCOC5 + 0.5 ISOPDOH | 1.1(-11) | 5 | |
| ISOPEO2 + ISOPEO2 \rightarrow MACR + HCHO + HO ₂ + 0.5 HCOC5 + 0.5 ISOPDOH | 5.0(-12) | 5 | |
| ISOPEOOH + OH \rightarrow 0.83 HYAC + 0.83 GLY + 0.17 MACR + HO ₂ | 1.0(-10) | 1 | N9 |
| ISOPENO3 + OH \rightarrow HYAC + ETHLN + HO ₂ | 6.0(-11) | 1,11 | N9 |
| ISOPBNO3 + OH \rightarrow 0.85 INBO2 + 0.15 IEPOX + 0.15 NO ₂ | 8.4(-12) exp(390/T) | 1,3 | |
| INBO2 \rightarrow 2 HO ₂ + CO + MVKOOH + NO ₂ | $7.5E12 * exp(-10000/T)$ | 3 | N11 |
| INBO2 + NO \rightarrow HNO ₃ | $K_{RO2NO} \cdot Y_{nit}(T, M, 11, 6.3)$ | 1,3 | N12 |
| INBO2 + NO \rightarrow 1.85 NO ₂ + 0.85 GLYALD + 0.85 HYAC + 0.15 MACRNO3 + 0.15 HO ₂ + 0.15 HCHO | $K_{RO2NO} \cdot Y_{oxy}(T, M, 11, 6.3)$ | 1,13,3 | |
| INBO2 + NO ₃ \rightarrow 1.85 NO ₂ + 0.85 GLYALD + 0.85 HYAC + 0.15 MACRNO3 + 0.85 HO ₂ + 0.15 HCHO | 2.3(-12) | 1 | |
| INBO2 + HO ₂ \rightarrow HNO ₃ | 2.5(-13) exp(1300/T) | 1,3 | N13 |
| ISOPDNO3 + OH \rightarrow 0.85 INDO2 + 0.15 IEPOX + 0.15 NO ₂ | 3.9(-11) | 1,3 | |
| INDO2 \rightarrow 3 HO ₂ + 2 CO + OH + HYAC + NO ₂ | $7.5E12 * exp(-10000/T)$ | 3 | N14 |
| INDO2 + NO \rightarrow HNO ₃ | $K_{RO2NO} \cdot Y_{nit}(T, M, 11, 7.9)$ | 1,3 | N12 |
| INDO2 + NO \rightarrow HCHO + HO ₂ + MVKNO3 + NO ₂ | $K_{RO2NO} \cdot Y_{oxy}(T, M, 11, 7.9)$ | 1,3,11,12 | |
| INDO2 + NO3 \rightarrow HCHO + HO ₂ + MVKNO3 + NO ₂ | 2.3(-12) | 1 | |
| INDO2 + HO ₂ \rightarrow 0.39 INDOOH + 0.65 HCHO + 0.65 HO ₂ + 0.65 MVKNO3 | 2.5(-13) exp(1300/T) | 1,3 | |
| INDOOH + OH \rightarrow 0.39 INDO2 + 1.22 HO ₂ + 0.61 CO + 0.61 MVKNO3 + 0.61 OH | 9.2(-12) | 1 | N15 |
| IEPOX + OH \rightarrow 0.19 ICHE + 0.58 IEPOXAO2 + 0.23 IEPOXBO2 | 4.4(-11) exp(-400/T) | 3 | N16 |
| ICHE + OH \rightarrow 0.28 OH + 1.28 CO + 0.28 HYAC + 0.72 MVK02 | 1.5(-11) | | N17 |
| ICHE + OH \rightarrow CO + HO ₂ + 0.28 HPDIAL + 0.72 HPKETAL | 2.2(-11) exp(-400/T) | | N18 |

| <i>Reaction</i> | <i>Rate</i> | <i>Ref.</i> | <i>Note</i> |
|---|-------------------------|-------------|-------------|
| IEPOXAO2 \rightarrow DHBO + OH + CO | 1.0(7) exp(-5000/T) | 3 | N19 |
| IEPOXAO2 \rightarrow CO + 2.5 HO ₂ + 1.5 OH + 0.5 HOBA + 0.5 HPDIAL | 1.875(13) exp(-10000/T) | 3 | N20 |
| IEPOXAO2 + NO \rightarrow NO ₂ + HO ₂ + 0.8 MGLY + 0.8 GLYALD + 0.2 DHBO + 0.2 CO | K_{RO2NO} | 1,3 | |
| IEPOXAO2 + HO ₂ \rightarrow OH + HO ₂ + 0.8 MGLY + 0.8 GLYALD + 0.2 DHBO + 0.2 CO | 1.6(-13) exp(1300/T) | 3 | N21 |
| IEPOXAO2 + HO ₂ \rightarrow CO + HO ₂ + OH + DHBO | 0.8(-13) exp(1300/T) | 3 | N22 |
| IEPOXBO2 \rightarrow MACROH + OH + CO | 1.0(7) exp(-5000/T) | 3 | N19 |
| IEPOXBO2 \rightarrow 1.5 CO + 3 HO ₂ + 0.5 MGLY + 0.5 HPKETAL | 1.875(13) exp(-10000/T) | 3 | N23 |
| IEPOXBO2 + NO \rightarrow NO ₂ + HO ₂ + 0.8 GLY + 0.8 HYAC + 0.2 MACROH + 0.2 CO | K_{RO2NO} | 1,3 | |
| IEPOXBO2 + HO ₂ \rightarrow OH + HO ₂ + 0.8 GLY + 0.8 HYAC + 0.2 MACROH + 0.2 CO | 1.6(-13) exp(1300/T) | 3 | N21 |
| IEPOXBO2 + HO ₂ \rightarrow CO + HO ₂ + OH + MACROH | 0.8(-13) exp(1300/T) | 3 | N24 |
| HCOC5 + OH \rightarrow C59O2 | 3.81(-11) | 1 | |
| C59O2 + NO \rightarrow HYAC + GCO3 + NO ₂ | K_{RO2NO} | 1 | |
| C59O2 + NO ₃ \rightarrow HYAC + GCO3 + NO ₂ | 2.3(-12) | 1 | |
| C59O2 + HO ₂ \rightarrow HYAC + GCO3 + OH | 2.4(-13) exp(1300/T) | 1,3 | N25 |
| C59O2 + CH ₃ O ₂ \rightarrow HYAC + GCO3 + HCHO + HO ₂ | 9.2(-14) | 1 | |
| C59O2 + CH ₃ CO ₃ \rightarrow HYAC + GCO3 + CO ₂ + CH ₃ O ₂ | 1.8(-12) exp(500/T) | 6,7 | |
| ISOPBOH + OH \rightarrow DHBO + CO | 3.85(-11) | 10 | N26 |
| ISOPDOH + OH \rightarrow 0.9 DHBO + 0.9 CO + 0.1 HCOC5 + 0.1 HO ₂ | 7.38(-11) | 10 | N26 |
| HPALD1 + OH \rightarrow 0.45 OH + 1.35 CO ₂ + 0.55 HCHO + 0.65 CH ₃ CO ₃ + 0.2 MMAL + 0.15 MGLY + 0.15 CO + 0.1 GLY | 1.0(-11) | 5,3 | N27 |
| HPALD1 + OH \rightarrow MVK + OH + 0.5 CO + 0.5 CO ₂ | 0.5(-11) | 5,3 | N27 |
| HPALD1 + OH \rightarrow MVK + OH + CO ₂ | 1.5(-11) | 5,3 | N27 |
| HPALD1 + OH \rightarrow MVKOOH + OH + CO | 1.4(-11) | 5,3 | N27 |
| HPALD1 + OH \rightarrow ICHE | 0.8(-11) | 5,3 | N27 |
| HPALD1 + O ₃ \rightarrow 0.35 MGLY + 0.27 GLY + 1.19 OH + 0.65 CO + 0.65 CH ₃ CO ₃ + 0.08 H ₂ O ₂ + 0.73 HPAC | 2.4(-17) | 1 | |
| HPALD2 + OH \rightarrow 0.45 OH + 1.35 CO ₂ + 0.55 HCHO + 0.65 CH ₃ CO ₃ + 0.2 MMAL + 0.15 MGLY + 0.15 CO + 0.1 GLY | 1.0(-11) | 5,3 | N28 |
| HPALD2 + OH \rightarrow MACR + OH + 0.5 CO + 0.5 CO ₂ | 0.5(-11) | 5,3 | N28 |

| <i>Reaction</i> | <i>Rate</i> | <i>Ref.</i> | <i>Note</i> |
|--|----------------------|-------------|-------------|
| HPALD2 + OH → MACR + OH + CO ₂ | 1.5(-11) | 5,3 | N28 |
| HPALD2 + OH → OH + 2CO + 2HO ₂ + HPACET | 0.8(-11) | 5,3 | N28 |
| HPALD2 + OH → ICHE | 1.4(-11) | 5,3 | N28 |
| HPALD2 + O ₃ → 0.27HPACET + 1.7OH + 0.28HO ₂ + 0.5CO + 0.73MGLY + 0.74GLY + 0.02CO ₂ | 2.4(-17) | 1 | |
| MMAL + OH → MGLY + HO ₂ + 2CO ₂ | 1.5(-12) | 1 | N29 |
| DIHPMEK + OH → 2OH + CH ₃ CO ₃ + CO + HCHO | 1.63(-11) | 1 | N30 |
| DIHPMEK + OH → OH + HPKETAL | 1.28(-11) | 1 | |
| HPKETAL + OH → 0.6OH + CO + 0.6MGLY + 0.4CH ₃ CO ₃ + 0.4HO ₂ | 3.0(-11) | | N31 |
| HPDIAL + OH → OH + CO + MGLY | 3.0(-11) | | N32 |
| NISOPO2 + NO → 1.82NO ₂ + 0.42MVK + 0.04MACR + 1.54HCHO + 0.18NC4CHO + 0.9HO ₂ + 0.72CO | K_{RO2NO} | 1,15,3 | N33 |
| NISOPO2 + NO ₃ → 1.82NO ₂ + 0.42MVK + 0.04MACR + 1.54HCHO + 0.18NC4CHO + 0.9HO ₂ + 0.72CO | 2.3(-12) | 1,15,3 | |
| NISOPO2 + HO ₂ → 0.535NISOPPOHD + 0.22NISOPPOHB + 0.245OH + 0.245NO ₂ + 0.225MVK + 0.02MACR + 0.245HCHO | 2.5(-13) exp(1300/T) | 1,15,3 | |
| NISOPO2 + NISOPO2 → 0.17MVK + 0.11MACR + 0.7HCHO + 0.42NO ₂ + 0.78NC4CHO + 0.36HO ₂ + 0.28CO + 0.59ISOPCNO3 + 0.11ISOPANO3 + 0.1ISOPDNO3 | 2.0(-12) | 15,3 | N34 |
| NISOPO2 + CH ₃ O ₂ → 0.08MVK + 0.06MACR + 0.95HCHO + 0.21NO ₂ + 0.39NC4CHO + 0.38HO ₂ + 0.14CO + 0.4CH ₃ OH + 0.29ISOPCNO3 + 0.06ISOPANO3 + 0.05ISOPDNO3 | 7.5(-13) | 15,3 | N34 |
| NISOPO2 + CH ₃ CO ₃ → 0.38MVK + 0.05MACR + 1.39HCHO + 0.75NO ₂ + 0.25NC4CHO + 0.81HO ₂ + 0.64CO + 0.9CH ₃ O ₂ + 0.9CO ₂ + 0.1CH ₃ COOH | 2.0(-12) exp(500/T) | 15,3 | N34 |
| NISOPO2 + ISOPBO2 → 0.71MVK + 0.08MACR + 1.33HCHO + 0.47NO ₂ + 0.53NC4CHO + 0.95HO ₂ + 0.36CO + 0.5ISOPBOH | 7.5(-13) | 15,3 | N34 |
| NISOPO2 + ISOPDO2 → 0.08MVK + 0.26MACR + 0.55HCHO + 0.21NO ₂ + 0.39NC4CHO + 0.38HO ₂ + 0.14CO + 0.4ISOPDOH + 0.29ISOPCNO3 + 0.06ISOPANO3 + 0.05ISOPDNO3 + 0.4HCOC5 | 6.8(-12) | 15,3 | N34 |
| NISOPOOHD + OH → NISOPO2 | 3.4(-12) exp(200/T) | 3 | N35 |
| NISOPOOHD + OH → OH + NC4CHO | 7.5(-12) exp(20/T) | 3 | N35 |
| NISOPOOHD + OH → 0.19CO + 0.95HO ₂ + 0.43OH + 0.69NOA | 2.37(-11) exp(390/T) | 3 | N36 |

| <i>Reaction</i> | <i>Rate</i> | <i>Ref.</i> | <i>Note</i> |
|--|--|-------------|-------------|
| +0.19HCHO + 0.5HPAC + 0.07HPACET + 0.07ETHLN +0.24IHNE | | | |
| NISOPOOHD + O ₃ → 0.2OH + 0.87NOA +0.13HPACET + 0.84HPAC + 0.16ETHLN | 1.3(-17) | 15 | N37 |
| NISOPOOHB + OH → NISOPO2 | 3.4(-12) exp(200/T) | 3 | N38 |
| NISOPOOHB + OH → 0.23GLYALD + 0.47NOA + 0.76OH + 0.09CO +0.33HO ₂ + 0.09HCHO + 0.15HPAC + 0.04HYAC +0.04ETHLN + 0.51IHNE | 8.72(-12) exp(390/T) | 3 | N39 |
| IHNE + OH → 0.23HMK + 0.03HMAC + 0.82HCHO + 0.8NO ₂ +0.8CO + 0.17NOA + 0.45MGLY + 0.72HO ₂ + 0.38OH +0.03MVKNO3 + 0.09HYAC + 0.09CO ₂ | 3.22(-11) exp(-400/T) | 3 | N40 |
| NC4CHO + OH → 0.45CO ₂ + 1.08CO + 0.85HO ₂ + 0.58NOA + 0.5OH +0.12HCHO + 0.12MGLY + 0.17NO ₂ + 0.11MVKNO3 +0.05ICHE + 0.14CH ₃ CO ₃ + 0.14ETHLN | 4.1(-11) | 15,3 | N41 |
| NC4CHO + NO ₃ → HNO ₃ + CO ₂ + 0.75NOA + 0.75CO + 0.75HO ₂ +0.25CH ₃ CO ₃ + 0.25ETHLN | 6.0(-12) exp(-1860/T) | 1,3 | N41 |
| NC4CHO + O ₃ → 0.555NOA + 0.89CO + 0.89OH + 0.445MGLY +0.445HO ₂ + 0.075H ₂ O ₂ + 0.445NO ₂ + 0.52GLY +0.035OCHCOOH | 4.4(-18) | 1 | |
| ISOPCNO3 + O ₃ → 0.555NOA + 0.52GLYALD + 0.07C ₂ H ₅ COOH +0.075H ₂ O ₂ + 0.89OH + 0.445NO ₂ + 0.445MGLY +0.445HO ₂ + 0.445CO + 0.445HCHO | 2.8(-17) | 1,11 | |
| ISOPCNO3 + OH → 1.2OH + 1.2CO + HO ₂ + 0.6NOA + 0.4NC4CHO | 7.5(-12) exp(20/T) | 3 | N42 |
| ISOPCNO3 + OH → 0.92INCO2 + 0.08IEPOX + 0.08NO ₂ | 2.04(-11) exp(390/T) | 3 | N43 |
| INCO2 → 4HO ₂ + 2CO + OH + NOA | 1.256(13) exp(-10000/T) | 3 | N44 |
| INCO2 + NO → INCNO3 | $K_{RO2NO} \cdot Y_{nit}(T, M, 11, 4.7)$ | 3 | |
| INCO2 + NO → NO ₂ + HO ₂ + NOA + GLYALD | $K_{RO2NO} \cdot Y_{oxy}(T, M, 11, 4.7)$ | 3 | N43 |
| INCO2 + NO ₃ → NO ₂ + HO ₂ + NOA + GLYALD | 2.3(-12) | 1 | N43 |
| INCO2 + HO ₂ → 0.32INCCO + 0.11INCO2 + 0.57NOA + 0.57GLYALD +0.57HO ₂ + 0.46OH | 2.5(-13) exp(1300/T) | 3 | N45 |
| INCCO + OH → HCHO + 3HO ₂ + CH ₃ CO ₃ + 2CO + NO ₂ | 3.3(-12) | 1 | N46 |
| INCNO3 + OH → 0.445INCCO + 0.414GLY + 0.414HO ₂ +0.555NOA + 0.141GLYALD + NO ₂ | 1.98(-12) | 1 | N47 |
| ISOPANO3 + O ₃ → 0.555HYAC + 0.555ETHLN + 0.89OH | 2.8(-17) | 1,11 | |

| <i>Reaction</i> | <i>Rate</i> | <i>Ref.</i> | <i>Note</i> |
|--|--|-------------|-------------|
| +0.445NO ₂ + 0.445GLY + 0.445HO ₂ + 0.055H ₂ O ₂ ISOPANO ₃ + OH → 1.2OH + 0.6, CO + 0.6CH ₃ CO ₃ + 0.6ETHLN + 0.4HO ₂ + 0.4NC ₄ CHO | 7.5(-12)exp(20/T) | 3 | N42 |
| ISOPANO ₃ + OH → 0.96INAO ₂ + 0.04IEPOX + 0.04NO ₂ | 2.95(-11)exp(390/T) | 3 | N43 |
| INAO ₂ → 3HO ₂ + CO + CH ₃ CO ₃ + OH + ETHLN | 5.092(12)exp(-10000/T) | 3 | N48 |
| INAO ₂ + NO → HNO ₃ | $K_{\text{RO2NO}} \cdot Y_{\text{nit}}(T, M, 11, 2.3)$ | 1 | N12 |
| INAO ₂ + NO → 0.86HYAC + 0.86ETHLN + 0.14MVKNO ₃ + 0.14HCHO + HO ₂ + NO ₂ | $K_{\text{RO2NO}} \cdot Y_{\text{oxy}}(T, M, 11, 2.3)$ | 3 | N43 |
| INAO ₂ + NO ₃ → 0.86HYAC + 0.86ETHLN + 0.14MVKNO ₃ + 0.14HCHO + HO ₂ + NO ₂ | 2.3(-12) | 1 | N43 |
| INAO ₂ + HO ₂ → 0.32CO + 0.64HO ₂ + 0.33OH + 0.18INAO ₂ + 0.44HYAC + 0.44ETHLN + 0.06HCHO + 0.38MVKNO ₃ | 2.6(-13)exp(1300/T) | 3 | N49 |
| HALD1 + OH → CO + 2OH + CO ₂ + 0.5CH ₃ CO ₃ + 0.5HMVK | 1.5(-11) | | N50 |
| HALD1 + OH → 0.65IEPOXAO ₂ + 0.35GLYALD + 0.35MGLY + 0.35HO ₂ | 2.2(-11) | | N51 |
| HALD1 + NO ₃ → 2CO + CO ₂ + 3OH + HO ₂ + CH ₃ CO ₃ + HNO ₃ | 5.6(-12)exp(-1860/T) | | N50 |
| HALD1 + O ₃ → 0.55GLYALD + 0.55MGLY + 0.9OH + 0.45CO + 0.45CH ₃ CO ₃ + 0.45HO ₂ + 0.45GLY | 2.4(-17) | 1 | |
| HALD2 + OH → 0.5CO + 1.5OH + 0.5CH ₃ CO ₃ + 0.5CO ₂ + 0.5PGA + 0.5HMAC | 1.5(-11) | | N50 |
| HALD2 + OH → 0.35IEPOXBO ₂ + 0.65HYAC + 0.65GLY + 0.65HO ₂ | 2.2(-11) | | N51 |
| HALD2 + NO ₃ → CO + 2OH + CH ₃ CO ₃ + PGA + HNO ₃ | 5.6(-12)exp(-1860/T) | | N50 |
| HALD2 + O ₃ → 0.55HYAC + 0.55GLY + 0.9OH + 0.9HO ₂ + 0.9CO + 0.05H ₂ O ₂ + 0.45MGLY | 2.4(-17) | 1 | |
| <i>C₄ compounds</i> | | | |
| MACR + OH → CO + 0.036HPACET + 0.036HO ₂ + 0.964HYAC + 0.964OH | 4.4(-12)exp(380/T) | 3 | N52 |
| MACR + OH → MCO ₃ | 2.7(-12)exp(470/T) | 3 | |
| MACR + O ₃ → 0.9MGLY + 0.12HCHO + 0.1CO + 0.1OH + 0.1CH ₃ CO ₃ + 0.88(0.55HMHP + 0.4HCHO + 0.4H ₂ O ₂ + 0.05HCOOH) | 1.4(-15)exp(-2100/T) | 1 | N2 |
| MACR + NO ₃ → MCO ₃ + HNO ₃ | 3.4(-15) | 1 | |
| MCO ₃ + NO → CO ₂ + 0.65CH ₃ O ₂ + 0.65CO + 0.35CH ₃ CO ₃ + HCHO + NO ₂ | 8.70(-12)exp(290/T) | 1 | |
| MCO ₃ + NO ₃ → CO ₂ + 0.65CH ₃ O ₂ + 0.65CO + 0.35CH ₃ CO ₃ | 4.0(-12) | 1 | |

| <i>Reaction</i> | <i>Rate</i> | <i>Ref.</i> | <i>Note</i> |
|---|---|-------------|-------------|
| +HCHO + NO ₂ | | | |
| MCO3 + HO ₂ → MCO3H | 2.43(-13) exp(980/T) | 1,18 | |
| MCO3 + HO ₂ → MCOOH + O ₃ | 1.25(-13) exp(980/T) | 1,18 | |
| MCO3 + HO ₂ → CO ₂ + 0.65 CH ₃ O ₂ + 0.65 CO + 0.35 CH ₃ CO ₃ | 4.15(-13) exp(980/T) | 1,18 | |
| +HCHO + OH | | | |
| MCO3 + CH ₃ O ₂ → 0.585 CH ₃ O ₂ + 0.585 CO + 0.315 CH ₃ CO ₃ | 2.0(-12) exp(500/T) | 1,6,7 | |
| +1.9HCHO + 0.9HO ₂ + 0.9CO ₂ + 0.1MCOOH | | | |
| MCO3 + CH ₃ CO ₃ → 1.65 CH ₃ O ₂ + 0.65 CO + 0.35 CH ₃ CO ₃ | 5.4(-12) exp(500/T) | 1,6,7 | |
| +HCHO + 2CO ₂ | | | |
| MCO3 + ISOPBO2 → 0.65 CH ₃ O ₂ + 0.65 CO + 0.35 CH ₃ CO ₃ | 1.8(-12) exp(500/T) | 1,6,7 | |
| +2HCHO + MVK + HO ₂ + CO ₂ | | | |
| MCO3 + ISOPDO2 → 0.585 CH ₃ O ₂ + 0.585 CO + 0.315 CH ₃ CO ₃ | 2.0(-12) exp(500/T) | 1,6,7 | |
| +1.8HCHO + 0.9MACR + 0.9HO ₂ + 0.9CO ₂ | | | |
| +0.1MCOOH + 0.1HCOC5 | | | |
| MCO3 + NO ₂ → MPAN | $k_0 = 3.28(-28)(300/T)^{6.87}$ $k_\infty = 1.125(-11)(300/T)^{1.105}$ | 1,19 | |
| MPAN → MCO3 + NO ₂ | 1.6(16) exp(-13500/T) | 1 | |
| MPAN + OH → HYAC + CO + NO ₃ | 7.5(-12) | 20 | |
| MPAN + OH → HMML + NO ₃ | 2.25(-11) | 20 | |
| MPAN + O ₃ → HCHO + CH ₃ CO ₃ + NO ₃ + CO ₂ | 8.2(-18) | 1 | |
| MCO3H + OH → MCO3 | 3.6(-12) | 1 | |
| MCO3H + OH → 0.83HYAC + 0.83CO + 0.17HMML + OH | 1.3(-11) | 1 | |
| MCOOH + OH → CO ₂ + 0.65 CH ₃ O ₂ + 0.65 CO | 1.51(-11) | 1 | |
| +0.35 CH ₃ CO ₃ + HCHO | | | |
| HMML + OH → 1.13 CO + 1.05 OH + 0.39HO ₂ + 0.48 CH ₃ CHO | 4.33(-12) | | N53 |
| +0.87 CO ₂ + 0.44 CH ₃ CO ₃ + 0.08 CH ₃ COOH | | | |
| MVK + OH → MVKO2 | 2.6(-12) exp(610/T) | 1 | |
| MVK + O ₃ → 0.313 CH ₃ CO ₃ + 0.545 MGLY + 0.129 HO ₂ | 8.5(-16) exp(-1520/T) | 1 | N54 |
| +0.19 CO + 0.22 OH + 0.8 HCHO + 0.136 CH ₃ CHO | | | |
| +0.165 CO ₂ + 0.245 H ₂ O ₂ + 0.275 HMHP | | | |
| +0.025 HCOOH + 0.006 CH ₃ COOH) | | | |
| MVKO2 + NO → 0.28 MGLY + 0.28 HCHO + 0.28 HO ₂ | $K_{\text{RO2NO}} \cdot Y_{\text{oxy}}(T, M, 6, 4.6)$ | 1,21,22 | N55 |
| +0.72 GLYALD + 0.72 CH ₃ CO ₃ + NO ₂ | | | |
| MVKO2 + NO → MVKNO3 | $K_{\text{RO2NO}} \cdot Y_{\text{nit}}(T, M, 6, 4.6)$ | 22 | |

| <i>Reaction</i> | <i>Rate</i> | <i>Ref.</i> | <i>Note</i> |
|---|-----------------------------------|-------------|-------------|
| MVKO2 + NO ₃ → 0.28MGLY + 0.28HCHO + 0.28HO ₂ +0.72GLYALD + 0.72CH ₃ CO ₃ + NO ₂ | 2.3(-12) | 1 | N55 |
| MVKO2 + HO ₂ → 0.35GLYALD + 0.35CH ₃ CO ₃ + 0.52OH +0.174HO ₂ + 0.48MVKOOH + 0.13BIACETOH +0.04MGLY + 0.04HCHO | 2.1(-13)exp(1300/T) | 22,3 | N55 |
| MVKO2 + CH ₃ O ₂ → 0.14MGLY + 0.36GLYALD +0.36CH ₃ CO ₃ + 0.89HCHO + 0.64HO ₂ + 0.25DHBO +0.18BIACETOH + 0.07HOBA + 0.25CH ₃ OH | 1.16(-12) | 1 | N55 |
| MVKO2 + CH ₃ CO ₃ → 0.25MGLY + 0.65GLYALD +0.65CH ₃ CO ₃ + 0.25HCHO + 0.25HO ₂ + 0.9CH ₃ O ₂ +0.9CO ₂ + 0.1CH ₃ COOH + 0.1DHBO | 2.0(-12)exp(500/T) | 1,6,7 | |
| MVKOOH + OH → 0.55BIACETOH + 0.55OH + 0.45HOBA | 4.5(-11) | 1 | N56 |
| MACRNO3 + OH → 0.5HYAC + 0.5MGLY + 0.5HO ₂ + 0.5CO +0.5CO ₂ + NO ₂ | 3.0(-12) | 1 | N57 |
| MVKNO3 + OH → 0.5BIACETOH + 0.4GLY + 0.4CH ₃ CO ₃ +0.1MGLY + 0.1CO ₂ + 0.5HO ₂ + NO ₂ | 1.76(-12) | 1 | N58 |
| MVKNO3 + OH → HOBA + NO ₂ | 0.44(-12) | 1 | N58 |
| HOBA + OH → 0.84MGLY + HO ₂ + 0.16CH ₃ CO ₃ + 0.32CO | 2.45(-11) | 1,14 | N59 |
| HOBA + NO ₃ → HNO ₃ + MGLY + HO ₂ | 5.6(-12)exp(-1860/T) | 1 | |
| DHBO + OH → 0.61BIACETOH + 0.39HOBA | 8.7(-12)exp(70/T) | 14 | |
| MACROH + OH → HO ₂ + 0.84HYAC + 0.84OH + 0.84CO -0.16OH + 0.16MGLY + 0.16HO ₂ + 0.16CO ₂ | 2.4(-11)exp(70/T) | 3 | N60 |
| BIACETOH + OH → CH ₃ CO ₃ + 2CO + HO ₂ | 2.69(-12) | 14 | |
| HMVK + OH → HCOOH + OH + MGLY | 6.0(-11) | | N61 |
| HMVK + OH → HO ₂ + HOBA | 2.4(-11) | | N61 |
| HMAC + OH → 0.5HCOOH + 0.5OH + 0.5MGLY +0.5CO + 0.5OH + 0.5DHA | 3.0(-11) | | N62 |
| HMAC + OH → 0.89CO + 1.34OH + 0.78CH ₃ CO ₃ +0.89CO ₂ + 0.44HO ₂ + 0.22MGLY | 2.7(-11) | | N63 |
| HMAC + NO ₃ → CO + 2OH + CH ₃ CO ₃ + CO ₂ + HNO ₃ | 3.4(-15) | | N63 |
| <i>C₃ compounds</i> | | | |
| CH ₃ COCH ₃ + OH → ACETO2 | 1.33(-13) + 3.82(-11)exp(-2000/T) | 1 | |
| HPACET + OH → MGLY + OH | 8.39(-12) | 1 | |
| HPACET + OH → ACETO2 | 1.9(-12)exp(190/T) | 1 | |

| <i>Reaction</i> | <i>Rate</i> | <i>Ref.</i> | <i>Note</i> |
|---|---|-------------|-------------|
| ACETO2 + NO → NO ₂ + HCHO + CH ₃ CO ₃ | $K_{\text{RO2NO}} \cdot Y_{\text{oxy}}(T, M, 4, 5.2)$ | 1 | |
| ACETO2 + NO → NOA | $K_{\text{RO2NO}} \cdot Y_{\text{nit}}(T, M, 4, 5.2)$ | 1 | N64 |
| ACETO2 + NO ₃ → NO ₂ + HCHO + CH ₃ CO ₃ | 2.3(-12) | 1 | |
| ACETO2 + HO ₂ → 0.85HPACET +0.15HCHO + 0.15CH ₃ CO ₃ | 8.6(-13) exp(700/T) | 1,19 | |
| ACETO2 + CH ₃ O ₂ → 0.3CH ₃ CO ₃ + 0.8HCHO + 0.3HO ₂ +0.2HYAC + 0.5MGLY + 0.5CH ₃ OH | 3.8(-12) | 7 | |
| ACETO2 + CH ₃ CO ₃ → CH ₃ COOH + MGLY | 2.5(-12) | 7 | |
| ACETO2 + CH ₃ CO ₃ → CH ₃ O ₂ + CO ₂ + CH ₃ CO ₃ + HCHO | 2.5(-12) | 7 | |
| ACETO2 + ACETO2 → HYAC + MGLY | 3.0(-12) | 7 | |
| ACETO2 + ACETO2 → 2CH ₃ CO ₃ + 2HCHO | 5.0(-12) | 7 | |
| HYAC + OH → MGLY + HO ₂ | 1.46(-13) exp(1100/T) · (T/300) ^{2.6} | 1,23 | |
| MGLY + OH → 0.6CH ₃ CO ₃ + 0.4CH ₃ O ₂ + 1.4CO + H ₂ O | 1.9(-12) exp(575/T) | 1,24 | |
| MGLY + NO ₃ → HNO ₃ + CO + CH ₃ CO ₃ | 3.36(-12) exp(-1860/T) | 1 | |
| NOA + OH → MGLY + NO ₂ | 6.7(-13) | 1 | |
| MVA + OH → 0.5CH ₃ COOH + 0.5HCHO + 0.5OH +0.5HYAC + 0.5HO ₂ | 9.0(-11) | | N65 |
| DHA + OH → 1.39HO ₂ + 0.48CH ₃ CHO + 0.87CO ₂ +0.44CH ₃ CO ₃ + 0.08CH ₃ COOH + 0.13CO + 0.05OH | 8.0(-12) exp(70/T) | 3,19 | N66 |
| <i>C₂ compounds</i> | | | |
| GLYALD + OH → 0.78GCO3 + 0.22GLY + 0.22HO ₂ | 1.0(-11) | 1,25 | |
| GLYALD + NO ₃ → GCO3 + HNO ₃ | 1.4(-12) exp(-1860/T) | 1 | |
| GCO3 + NO → NO ₂ + HO ₂ + HCHO + CO ₂ | 6.7(-12) exp(340/T) | 1 | |
| GCO3 + NO ₃ → NO ₂ + HO ₂ + HCHO + CO ₂ | 4.0(-12) | 1 | |
| GCO3 + HO ₂ → 0.21GCO3H + 0.04GCOOH + 0.04O ₃ +0.75HO ₂ + 0.75HCHO + 0.75OH + 0.75CO ₂ | 7.84(-13) exp(980/T) | 1,17,26 | |
| GCO3 + CH ₃ O ₂ → 1.9HCHO + 1.8HO ₂ + 0.1GCOOH + 0.9CO ₂ | 1.8(-12) exp(500/T) | 1,6,7 | |
| GCO3 + CH ₃ CO ₃ → CH ₃ O ₂ + HO ₂ + HCHO + 2CO ₂ | 5.4(-12) exp(500/T) | 1,6,7 | |
| GCO3 + NO ₂ → GPAN | $k_0 = 3.28(-28)(300/T)^{6.87}$ $k_\infty = 1.125(-11)(300/T)^{1.105}$ | 1,19 | |
| GPAN → GCO3 + NO ₂ | $k_0 = 1.1(-5) \exp(-10100/T)$ $k_\infty = 1.9(17) \exp(-14100/T)$ | 1,19 | |
| GPAN + OH → HCHO + CO + NO ₂ | 1.12(-12) | 1 | |
| GCO3H + OH → GCO3 | 6.19(-12) | 1 | |

| <i>Reaction</i> | <i>Rate</i> | <i>Ref.</i> | <i>Note</i> |
|---|---|-------------|-------------|
| $\text{GLY} + \text{OH} \rightarrow 0.72\text{HO}_2 + 0.28\text{OH} + 1.55\text{CO} + 0.45\text{CO}_2$ | $3.1(-12)\exp(340/T)$ | 1 | N67 |
| $\text{GLY} + \text{NO}_3 \rightarrow \text{HNO}_3 + 0.72\text{HO}_2 + 0.28\text{OH} + 1.55\text{CO} + 0.45\text{CO}_2$ | $1.4(-12)\exp(-1860/T)$ | 1 | N67 |
| $\text{HPAC} + \text{OH} \rightarrow \text{GLY} + \text{OH}$ | $1.0(-11)$ | 1 | N68 |
| $\text{HPAC} + \text{OH} \rightarrow 0.25\text{CO} + \text{HCHO} + \text{OH} + 0.75\text{CO}_2$ | $1.8(-11)$ | 1 | N68 |
| $\text{HPAC} + \text{OH} \rightarrow \text{OCHCH}_2\text{O}_2$ | $1.90(-12)\exp(190/T)$ | 1 | |
| $\text{C}_2\text{H}_5\text{OH} + \text{OH} \rightarrow 0.95\text{CH}_3\text{CHO} + 0.95\text{HO}_2 + 0.05\text{HOCH}_2\text{CH}_2\text{O}_2$ | $3.0(-12)\exp(20/T)$ | 1 | |
| $\text{CH}_3\text{CHO} + \text{OH} \rightarrow 0.95\text{CH}_3\text{CO}_3 + 0.05\text{OCHCH}_2\text{O}_2$ | $4.7(-12)\exp(345/T)$ | 1 | |
| $\text{CH}_3\text{CHO} + \text{NO}_3 \rightarrow \text{CH}_3\text{CO}_3 + \text{HNO}_3$ | $1.4(-12)\exp(-1860/T)$ | 1 | |
| $\text{OCHCH}_2\text{O}_2 + \text{NO} \rightarrow \text{NO}_2 + \text{HCHO} + \text{CO} + \text{HO}_2$ | $K_{\text{RO}_2\text{NO}}$ | 1 | |
| $\text{OCHCH}_2\text{O}_2 + \text{NO}_3 \rightarrow \text{NO}_2 + \text{HCHO} + \text{CO} + \text{HO}_2$ | $2.3(-12)$ | 1 | |
| $\text{OCHCH}_2\text{O}_2 + \text{HO}_2 \rightarrow \text{HPAC}$ | $1.4(-13)\exp(1300/T)$ | 1,3 | |
| $\text{OCHCH}_2\text{O}_2 + \text{CH}_3\text{O}_2 \rightarrow 1.25\text{HCHO} + 0.5\text{CO} + \text{HO}_2$ $+0.25\text{GLY} + 0.25\text{CH}_3\text{OH} + 0.25\text{GLYALD}$ | $2.0(-12)$ | 1,5 | |
| $\text{CH}_3\text{CO}_3 + \text{NO} \rightarrow \text{NO}_2 + \text{CH}_3\text{O}_2 + \text{CO}_2$ | $7.5(-12)\exp(290/T)$ | 1 | |
| $\text{CH}_3\text{CO}_3 + \text{NO}_3 \rightarrow \text{NO}_2 + \text{CH}_3\text{O}_2 + \text{CO}_2$ | $4.0(-12)$ | 1 | |
| $\text{CH}_3\text{CO}_3 + \text{HO}_2 \rightarrow 0.31\text{PAA} + 0.16\text{CH}_3\text{COOH} + 0.16\text{O}_3$ $+0.53\text{CH}_3\text{O}_2 + 0.53\text{OH} + 0.53\text{CO}_2$ | $7.84(-13)\exp(980/T)$ | 1,18 | |
| $\text{CH}_3\text{CO}_3 + \text{CH}_3\text{O}_2 \rightarrow \text{HCHO} + 0.9\text{HO}_2 + 0.9\text{CH}_3\text{O}_2$ $+0.9\text{CO}_2 + 0.1\text{CH}_3\text{COOH}$ | $2.0(-12)\exp(500/T)$ | 6,7 | |
| $\text{CH}_3\text{CO}_3 + \text{CH}_3\text{CO}_3 \rightarrow 2\text{CH}_3\text{O}_2 + 2\text{CO}_2$ | $2.9(-12)\exp(500/T)$ | 6,7 | |
| $\text{CH}_3\text{CO}_3 + \text{NO}_2 \rightarrow \text{PAN}$ | $k_0 = 3.28(-28)(300/T)^{6.87}$ $k_\infty = 1.125(-11)(300/T)^{1.105}$ | 1,19 | |
| $\text{PAN} \rightarrow \text{CH}_3\text{CO}_3 + \text{NO}_2$ | $k_0 = 1.1(-5)\exp(-10100/T)$ $k_\infty = 1.9(17)\exp(-14100/T)$ | 1,19 | |
| $\text{PAA} + \text{OH} \rightarrow \text{CH}_3\text{CO}_3$ | $3.7(-12)$ | 1 | |
| $\text{CH}_3\text{COOH} + \text{OH} \rightarrow \text{CH}_3\text{O}_2 + \text{CO}_2$ | $3.15(-14)\exp(920/T)$ | 1,19 | |
| $\text{ETHLN} + \text{OH} \rightarrow \text{HCHO} + \text{NO}_2 + \text{CO}_2$ | $2.0(-12)$ | 1 | N69 |
| $\text{ETHLN} + \text{NO}_3 \rightarrow \text{HCHO} + \text{NO}_2 + \text{CO}_2$ | $1.4(-12)\exp(1860/T)$ | 1 | |
| $\text{VA} + \text{OH} \rightarrow 0.64\text{HCOOH} + 0.64\text{HCHO} + 0.64\text{OH}$ $+0.36\text{GLYALD} + 0.36\text{HO}_2$ | $6.8(-11)$ | 28 | N70 |
| $\text{PGA} + \text{OH} \rightarrow \text{CO} + \text{CO}_2 + \text{OH}$ | $1.6(-11)$ | 1 | |
| <i>C₁ compounds</i> | | | |
| $\text{CH}_3\text{O}_2 + \text{NO} \rightarrow \text{NO}_2 + \text{HCHO} + \text{HO}_2$ | $2.8(-12)\exp(300/T)$ | 19 | |
| $\text{CH}_3\text{O}_2 + \text{NO} \rightarrow \text{CH}_3\text{ONO}_2$ | $2.8(-12)\exp(300/T) \cdot Y_{\text{nit}}(T, M, 1, 50.)$ | 19 | N71 |

| <i>Reaction</i> | <i>Rate</i> | <i>Ref.</i> | <i>Note</i> |
|--|---|-------------|-------------|
| $\text{CH}_3\text{O}_2 + \text{NO}_3 \rightarrow \text{NO}_2 + \text{HCHO} + \text{HO}_2$ | 1.2(-12) | 1 | |
| $\text{CH}_3\text{O}_2 + \text{HO}_2 \rightarrow 0.9\text{CH}_3\text{OOH} + 0.1\text{HCHO}$ | 4.1(-13) exp(750/T) | 19 | |
| $\text{CH}_3\text{O}_2 + \text{CH}_3\text{O}_2 \rightarrow 2\text{HCHO} + 2\text{HO}_2$ | 9.5(-14) exp(390/T) | 19 | |
| | /(1 + 0.0382 exp(1130/T)) | | |
| $\text{CH}_3\text{O}_2 + \text{CH}_3\text{O}_2 \rightarrow \text{HCHO} + \text{CH}_3\text{OH}$ | 9.5(-14) exp(390/T) | 19 | |
| | /(1 + 26.2 exp(-1130/T)) | | |
| $\text{CH}_3\text{O}_2 + \text{O}_3 \rightarrow \text{HCHO} + \text{HO}_2$ | 2.9(-16) exp(-1000/T) | 19 | |
| $\text{CH}_3\text{O}_2 + \text{OH} \rightarrow 0.92\text{HCHO} + 1.84\text{HO}_2 + 0.08\text{CH}_3\text{OH}$ | 1.6(-10) · (1 - f_{stab}) | 28-31 | N72 |
| $\text{CH}_3\text{O}_2 + \text{OH} \rightarrow \text{CH}_3\text{OOOH}$ | 1.6(-10) · f_{stab} | 31 | N72 |
| $\text{CH}_3\text{OOOH} + \text{OH} \rightarrow \text{HCHO} + \text{HO}_2$ | 2.2(-11) | 31 | |
| $\text{CH}_3\text{OOOH} \rightarrow 0.2\text{CH}_3\text{OH} + 0.8\text{HCHO} + 1.6\text{HO}_2$ | 1.1(14)(T/300) ^{3.5} exp(-12130/T) | 31 | |
| $\text{CH}_3\text{OOOH} + (\text{H}_2\text{O})_2 \rightarrow \text{CH}_3\text{OH}$ | 3.0(-15) exp(-2500/T) | 31 | N73 |
| $\text{CH}_3\text{OOH} + \text{OH} \rightarrow 0.3\text{HCHO} + 0.3\text{OH} + 0.7\text{CH}_3\text{O}_2$ | 3.8(-12) exp(200/T) | 19 | |
| $\text{CH}_3\text{ONO}_2 + \text{OH} \rightarrow \text{HCHO} + \text{NO}_2$ | 8.0(-13) exp(-1000/T) | 19 | |
| $\text{HMHP} + \text{OH} \rightarrow 0.45\text{HCOOH} + 0.45\text{OH}$ +0.55 HCHO + 0.55 HO ₂ | 1.3(-12) exp(500/T) | 3,32 | N74 |
| $\text{CH}_3\text{OH} + \text{OH} \rightarrow \text{HCHO} + \text{HO}_2$ | 2.9(-12) exp(-345/T) | 19 | |
| $\text{HCHO} + \text{OH} \rightarrow \text{CO} + \text{HO}_2$ | 55(-12) exp(125/T) | 19 | |
| $\text{HCHO} + \text{NO}_3 \rightarrow \text{CO} + \text{HO}_2 + \text{HNO}_3$ | 5.8(-16) | 19 | |
| $\text{HCOOH} + \text{OH} \rightarrow \text{CO}_2 + \text{HO}_2$ | 4.5(-13) | 1 | |
| <i>oxidation of monoterpenes</i> | | | |
| $\text{APIN} + \text{OH} \rightarrow \text{APINOHO}_2 + 0.1\text{HCOOH} + 1.3\text{HCHO}$ +CH ₃ COCH ₃ + 0.2 GLY + 0.05 MGLY | 1.2(-11) exp(440/T) | 1 | N75 |
| $\text{APIN} + \text{O}_3 \rightarrow \text{APINO}_3\text{O}_2 + 0.15\text{OH} + 0.1\text{HCOOH}$ +1.3 HCHO + 0.06 HMHP + CH ₃ COCH ₃ +0.2 GLY + 0.05 MGLY | 8.05(-16) exp(-640/T) | 1 | N75 |
| $\text{APIN} + \text{NO}_3 \rightarrow 0.74\text{NO}_2 + 0.26\text{APINONO}_2$ +1.3 HCHO + CH ₃ COCH ₃ + 0.2 GLY + 0.05 MGLY | 1.2(-12) exp(490/T) | 1 | N75 |
| $\text{APINOHO}_2 + \text{NO} \rightarrow 0.74\text{NO}_2 + 0.26\text{APINONO}_2$ | $K_{\text{RO}_2\text{NO}}$ | 1 | N76 |
| $\text{APINOHO}_2 + \text{NO}_3 \rightarrow \text{NO}_2$ | 2.3(-12) | 1 | |
| $\text{APINOHO}_2 + \text{HO}_2 \rightarrow \text{products}$ | 2.6(-13) exp(1300/T) | 1 | |
| $\text{APINO}_3\text{O}_2 + \text{NO} \rightarrow 0.74\text{NO}_2 + 0.26\text{APINONO}_2$ | $K_{\text{RO}_2\text{NO}}$ | 1 | N76 |
| $\text{APINO}_3\text{O}_2 + \text{NO}_3 \rightarrow \text{NO}_2$ | 2.3(-12) | 1 | |
| $\text{APINO}_3\text{O}_2 + \text{HO}_2 \rightarrow \text{products}$ | 2.6(-13) exp(1300/T) | 1 | |

| <i>Reaction</i> | <i>Rate</i> | <i>Ref.</i> | <i>Note</i> |
|--|---|-------------|-------------|
| APINONO ₂ + OH → NO ₂ | 4.5(-12) | 1 | |
| <i>MBO oxidation</i> | | | |
| MBO + OH → MBOO ₂ | 8.1(-12) exp(610/T) | 1 | |
| MBO + O ₃ → 0.308 HCHO + 0.992 CH ₃ COCH ₃ + 1.31 HO ₂ + 0.01 CH ₃ CHO + 0.89 CO ₂ + 0.168 HMHP + 0.64 CO | 1.0(-17) | 1 | N77 |
| MBOO ₂ + NO → MBONO ₃ | $K_{\text{RO2NO}} \cdot Y_{\text{nit}}(T, M, 7, 2.4)$ | 1,34 | N78 |
| MBOO ₂ + NO → 0.67 GLYALD + CH ₃ COCH ₃ + HO ₂ + 0.33 HCHO + 0.33 CO ₂ + NO ₂ | $K_{\text{RO2NO}} \cdot Y_{\text{oxy}}(T, M, 7, 2.4)$ | 1 | N78 |
| MBOO ₂ + NO ₃ → 0.67 GLYALD + CH ₃ COCH ₃ + HO ₂ + 0.33 HCHO + 0.33 CO ₂ + NO ₂ | 2.3(-12) | 1 | N78 |
| MBOO ₂ + HO ₂ → 0.67 CO + CH ₃ COCH ₃ + 2 HO ₂ + 1.33 CO ₂ | 2.3(-13) exp(1300/T) | 1,3 | N79 |
| MBONO ₃ + OH → NO ₂ + 0.67 CO + 0.33 CO ₂ + CH ₃ COCH ₃ + 2 HO ₂ | 2.0(-12) | 1 | N80 |

2.9 Notes to Table 2

- N1. Rate equal to 90% of evaluation (Burkholder et al., 2015) to account for isoprene–OH segregation (Pugh et al., 2011). See Sect. 2.1.1 for main products. The minor addition channels (7%) include a hydroxyperoxy radical (ISOPEO₂) as well as unsaturated carbonyls along with HO₂. The unsaturated carbonyls are replaced by their major further oxidation products at high NO according to MCM (ACETO₂ + HCHO + HO₂ + CO₂).
- N2. See Sect. 2.2. The stabilized Criegee intermediate (CH₂OO) is currently not a model compound; its production is replaced by the products of its main atmospheric sink, the reaction with water dimer, namely 0.55 HMHP + 0.4 HCHO + 0.4 H₂O₂ + 0.05 HC(O)OH (Sheps et al., 2017).
- N3. $Y^{\text{nit}}(T, M, n, Z)$ denotes the nitrate yield, as defined in Sect. 2.6. Z is adjusted to match laboratory-based estimates at room conditions (~298 K and 1 atm): 14% and 13% for the 1,2- and 4,3-isoprene hydroxyperoxys, and 12% for the δ -hydroxyperoxys (Wennberg et al., 2018). $Y^{\text{oxy}}(T, M, n, Z)$ (equal to $1 - Y^{\text{nit}}(T, M, n, Z)$) is the oxy radical channel branching ratio. The reaction products account for the relative proportions of β - and δ -hydroxyperoxys (Sect. 2.1.3) as well as for the different organic nitrate yields in their reactions with NO.
- N4. Bulk 1,6-H-shift reaction. See Sect. 2.1.1 for the rate, and Sect. 2.1.2 for the products.
- N5. See Sect. 2.1.2 for details.
- N6. Addition channels (Wennberg et al., 2018). The product yields account for the small contribution of the δ -hydroxyperoxy pathways. The minor δ -IEPOX compounds are lumped with β -IEPOX. The non-IEPOX products observed by St. Clair et al. (2016) in presence of NO (HYAC, GLYALD, HPAC, CH₃CHO) as well as the dihydroxy dihydroperoxides (ISOP(OOH)₂) proposed to be a potentially significant component of isoprene SOA in low-NO_x conditions (Liu et al., 2016) are assumed to have a negligible yield in most atmospheric conditions due to the proposed isomerisation of the peroxy radical formed in the reaction (D'Ambro et al., 2017). The further chemistry of the dihydroxy

hydroperoxy epoxide resulting from this isomerisation, DHHEPOX, is not considered. Its saturation vapour pressure is estimated to be of the order of $3 \cdot 10^{-9}$ atm at 298 K using a group contribution method (Compernelle et al., 2011), i.e. three orders of magnitude lower than the estimated vapour pressure of β -IEPOX ($3 \cdot 10^{-6}$ atm). The Henry's law constant (HLC) of DHHEPOX estimated as described in Müller et al. (2018) is equal to $\sim 3 \cdot 10^9$ M atm⁻¹ at 298 K, almost three orders above the estimated value for IEPOX. DHHEPOX is therefore very probably more soluble and prone to loss by deposition or SOA formation than IEPOX, which has been shown to deposit very rapidly on vegetation (Nguyen et al., 2015b) and to be a prominent SOA precursor (Surratt et al., 2010). Furthermore, the products of the oxidation of DHHEPOX by OH (at a rate estimated at $\sim 2.1 \cdot 10^{-11}$ molec.⁻¹ cm³ s⁻¹) are also expected to consist, for the most part, of highly oxygenated products prone to deposition and heterogeneous uptake.

N7. Abstraction of hydroperoxide-H (75%) and of hydroxy- α -H (25%) (Wennberg et al., 2018). The latter leads to a radical proposed to undergo epoxide formation (Wennberg et al., 2018); we neglect this very minor and uncertain pathway as the product was suggested to be due to an impurity (St. Clair et al., 2016). Addition of O₂ to the radical forms HO₂ + O=CHC(CH₃)(OOH)CH=CH₂. The main fate of the unsaturated hydroperoxy aldehyde is photolysis to an enol, HOCH=C(CH₃)CH=CH₂ (80%) or to HCO + OH + MVK (20%) (see Sect. 2.1.4). The enol reacts primarily by OH addition to the first carbon, followed by a 1,5 H-shift to OH + HC(O)OH + MVK.

N8. Abstraction of hydroperoxide-H (60%) and of hydroxy- α -H (40%), followed by similar reactions as for ISOPBOOH (see previous note). Hydroperoxy- α -H abstraction is neglected.

N9. Assume fast reaction of MCM product with OH, followed by fast reaction with NO, neglecting side products.

N10. INBO2 is a mix of two peroxy (see Table 1). Assume 85% external and 15% internal OH-addition to ISOPBNO3.

N11. The rates of the 1,5 and 1,6 α -hydroxy-H-shifts from the C₁ HOCH₂ group in the radicals HOCH₂C(CH₃)(ONO₂)CH(O₂)CH₂OH and HOCH₂C(CH₃)(ONO₂)CH(OH)CH₂O₂, respectively, suggested by Wennberg et al. (2018) are assumed equal to 0.02 s⁻¹ at 298 K (instead of 0.05 s⁻¹ in Wennberg et al. (2018)), at the lower end of the range estimated by Møller et al. (2019) for α -hydroxy H-shifts, given the unfavorable H-bonding between the peroxy group and the hydroxy-H of the other, C₄ or C₃ alcohol group. The nitroxyhydroxy hydroperoxycarbonyls formed from the H-shift are assumed to photolyze rapidly, releasing HCO, NO₂ and a hydroxyhydroperoxy carbonyl (here, CH₃C(O)CH(OOH)CH₂OH and CH₃C(O)CH(OH)CH₂OOH, respectively, or MVKOOH).

N12. Assume fast hydrolysis of the dinitrate in the aqueous aerosol phase, as it bears a tertiary nitrate group. The hydrolysis product (besides HNO₃) is very soluble and can be assumed to remain in the particulate phase.

N13. The hydroperoxide bears a tertiary nitrate group and assumed to undergo hydrolysis in the aerosol phase. The hydrolysis product (besides HNO₃) is assumed to remain in the aerosol phase.

N14. As for INBO2 (see Note N11), the 1.5 α -hydroxy-H-shift in the peroxy HOCH₂C(O₂)(CH₃)CH(ONO₂)CH₂OH is assumed to be 2.5 times slower compared to Wennberg et al. (2018). The nitroxyhydroxy hydroperoxycarbonyls formed from the H-shift are assumed to photolyze rapidly, releasing HCO, NO₂ and a hydroxyhydroperoxy carbonyl (HOCH₂C(OOH)(CH₃)CHO). The latter compound photolyzes also very rapidly, to HCO + OH + HYAC.

N15. The hydroperoxy aldehyde (O=CHC(CH₃)(OOH)CH(ONO₂)CH₂OH or INDHPCHO in MCM) formed in the reaction is assumed to photolyze rapidly to HCO + OH + CH₃C(O)CH(ONO₂)CH₂OH.

N16. The *trans* and *cis* isomers are lumped, adopting the *trans* to *cis* ratio (2:1) of Bates et al. (2016). The epoxide-retaining products are lumped into ICHE.

- N17. Formyl-H abstraction from the carbonyl hydroxyepoxides (e.g. $\text{HOCH}_2\overline{\text{CHO}}\text{C}(\text{CH}_3)\text{CHO}$ and isomers) primarily formed from IEPOX + OH. The isomer distribution follows Wennberg et al. (2018). H-abstraction is followed by concerted CO elimination and ring opening, O₂-addition leading to $\text{CH}_3\text{C}(\text{O})\text{CH}(\text{O}_2)\text{CH}_2\text{OH}$ (for the major isomer) and $\text{OCHC}(\text{O}_2)(\text{CH}_3)\text{CH}_2\text{OH}$ (minor) which undergoes a 1,4 aldehyde H-shift, to CO + OH + HYAC.
- 5 N18. Hydroxyl- α -H abstraction from the carbonyl hydroxyepoxides (see previous note), at a rate taken equal to half the OH-reaction rate constant of β -IEPOX. It is followed by ring opening to give (for the main isomer) $\text{OCHC}(\text{CH}_3)(\text{O}^\circ)\text{CH}=\text{CHOH}$, followed by 1,5 enol-H shift and O₂-addition to form $\text{OCHC}(\text{CH}_3)(\text{OH})\text{CH}(\text{O}_2)\text{CHO}$. This is followed by a fast 1,5 aldehydic-H shift and (for a large part) by CO elimination to give, after O₂-addition, $\text{CH}_3\text{C}(\text{O})\text{CH}(\text{OOH})\text{CHO} + \text{HO}_2$.
- N19. The 1,4 H-shift in $\text{HOCH}_2\text{C}(\text{OH})(\text{CH}_3)\text{CH}(\text{O}_2)\text{CHO}$ and its isomer is taken to be fast (0.5 s^{-1} at 298 K), following Wennberg et al.
10 (2018).
- N20. The 1,5 H-shift in $\text{HOCH}_2\text{CH}(\text{OH})\text{C}(\text{CH}_3)(\text{O}_2)\text{CHO}$ forms $\text{HO}_2 + \text{O}=\text{CHC}(\text{OOH})(\text{CH}_3)\text{CH}(\text{OH})\text{CHO}$ assumed to photolyze rapidly either to $\text{CHO} + \text{OH} + \text{CH}_3\text{C}(\text{O})\text{CH}(\text{OH})\text{CHO}$ (HOBA), or to $\text{CHO} + \text{HO}_2 + \text{OCHC}(\text{OOH})(\text{CH}_3)\text{CHO}$ (HPDIAL).
- N21. Oxy radical channel (65%) (Wennberg et al., 2018).
- N22. The hydroperoxide channel (35%) forms $\text{O}=\text{CHC}(\text{OOH})(\text{CH}_3)\text{CH}(\text{OH})\text{CH}_2\text{OH}$, assumed to photolyze very rapidly to $\text{HCO} +$
15 $\text{OH} + \text{CH}_3\text{C}(\text{O})\text{CH}(\text{OH})\text{CH}_2\text{OH}$.
- N23. The 1,5 H-shift in $\text{HOCH}_2\text{C}(\text{OH})(\text{CH}_3)\text{CH}(\text{O}_2)\text{CHO}$ forms $\text{HO}_2 + \text{O}=\text{CHC}(\text{OH})(\text{CH}_3)\text{CH}(\text{OOH})\text{CHO}$ assuming to photolyze rapidly either to $\text{CHO} + \text{OH} + \text{OCHC}(\text{CH}_3)(\text{OH})\text{CHO}$, or to $\text{CHO} + \text{HO}_2 + \text{CH}_3\text{C}(\text{O})\text{CH}(\text{OOH})\text{CHO}$ (HPKETAL). The hydroxy-dialdehyde is assumed to react exclusively with OH, forming $\text{CO} + \text{MGLY} + \text{HO}_2$.
- N23. The hydroperoxide channel (35%) forms $\text{O}=\text{CHCH}(\text{OOH})\text{C}(\text{OH})(\text{CH}_3)\text{CH}_2\text{OH}$, assumed to photolyze very rapidly to $\text{HCO} +$
20 $\text{OH} + \text{O}=\text{CHC}(\text{OH})(\text{CH}_3)\text{CH}_2\text{OH}$.
- N25. Neglect hydroperoxide channel, i.e. assume formation of oxy radical + OH. Note that if the hydroperoxide is formed, it is expected to photolyze rapidly (Liu et al., 2018), for a large part to the same products as the oxy radical pathway.
- N26. Based on D'Ambro et al. (2017), the main OH-addition channel forms a hydroxyperoxy of which the main fate in low-NO regions should be reaction with HO₂, followed by reaction of the hydroperoxide with OH, forming $\text{HOCH}_2\text{CH}(\text{OH})\text{C}(\text{CH}_3)(\text{OOH})\text{CHO}$ as
25 main product (C75OOH in MCM). Note that isomerisation of the hydroperoxy forms also C75OOH (along with HO₂). C57OOH is a α -hydroperoxyaldehyde, assumed to photolyze rapidly (Liu et al., 2018) to $\text{HCO} + \text{OH} + \text{CH}_3\text{C}(\text{O})\text{CH}(\text{OH})\text{CH}_2\text{OH}$, therefore regenerating OH and HO₂.
- N27. The branching ratios are from Peeters and Müller (2010). The further mechanism mostly follows Wennberg et al. (2018); however, collisional deactivation of the radical ($\text{OCHC}(\text{CH}_3)\text{C}^\circ\text{CH}_2(\text{OOH})$) formed in the minor OH-addition channel is neglected, since epoxide
30 formation should be largely dominant, as for the radical formed by OH-addition to ISOPOOH, for which epoxide formation constitutes ca. 90% of the sink. The unsaturated dialdehyde $\text{O}=\text{CHC}(\text{CH}_3)=\text{CHCH}(\text{O})$ (MBED) undergoes very fast photolysis and is replaced by its oxidation products, as described in Sect. 2.1.5.
- N28. Branching ratios from Peeters and Müller (2010), further mechanism from Wennberg et al. (2018), except for the collisional stabilisation of the radical formed in the major addition channel, which is neglected (see previous note). As above, the unsaturated dialdehyde
35 $\text{O}=\text{CHC}(\text{CH}_3)=\text{CHCH}(\text{O})$ should photolyze rapidly to compounds replaced by their further reaction products. The hydroxyhydroperoxy

aldehyde $\text{HOCH}_2\text{C}(\text{CH}_3)(\text{OH})\text{CH}=\text{O}$ should photolyze rapidly to (and is therefore replaced by) $\text{HCO} + \text{HO}_2 + \text{CH}_3\text{C}(\text{O})\text{CH}_2\text{OOH}$ (HPACET).

N29. The peroxy radical $(\text{CH}_3\text{C}(\text{O})\text{CH}(\text{OH})\text{C}(\text{O})\text{O}_2)$ formed in the reaction is replaced by its further oxidation products in presence of NO.

5 N30. H-abstraction from CH group leads to $\text{CH}_3\text{C}(\text{O})\text{C}(\text{O})\text{CH}_2\text{OOH}$ which can be assumed to photolyze very rapidly to $\text{OH} + \text{CH}_3\text{C}(\text{O})\text{O}_2 + \text{HCHO} + \text{CO}$. H-abstraction of the CH_2 group yields $\text{CH}_3\text{C}(\text{O})\text{CH}(\text{OOH})\text{CHO}$ (HPKETAL).

N31. The acyl radical formed from $\text{CH}_3\text{C}(\text{O})\text{CH}(\text{OOH})\text{CHO}$ through aldehydic H-abstraction can add O_2 to form an acylperoxy radical which (upon reaction with NO) leads to $\text{CO}_2 + \text{OH} + \text{MGLY}$. Note that the acyl radical can also decompose to $\text{CO} + \text{OH} + \text{MGLY}$.

10 as above. H-abstraction of the hydroperoxide H is followed by a 1,4 H-shift of the peroxy radical $\text{CH}_3\text{C}(\text{O})\text{CH}(\text{O}_2)\text{CHO}$ to the same acyl radical as above. H-abstraction from the carbon bearing the OOH group (40% of reactivity) leads to $\text{CH}_3\text{C}(\text{O})\text{C}(\text{O})\text{CHO}$ assumed to photolyze rapidly to $\text{CH}_3\text{CO} + \text{CO} + \text{HCO}$.

N32. The acyl radical formed from $\text{OCHC}(\text{CH}_3)(\text{OOH})\text{CHO}$ can add O_2 to form an acylperoxy radical which (upon reaction with NO) leads to $\text{CO}_2 + \text{OH} + \text{MGLY}$. Note that the acyl radical can also decompose to $\text{CO} + \text{OH} + \text{MGLY}$.

15 N33. NISOPO2 is a mix of several radicals (Schwantes et al., 2015; Wennberg et al., 2018). The dinitrate formed in the reaction is ignored, as its further chemistry is unclear.

N34. See Sect. 2.3. A higher self-reaction rate was used by Schwantes et al. (2015) in their kinetic modelling, but there is suggestion that it might be overestimated (Schwantes et al., 2015).

N35. H-abstraction from $\text{HOCH}_2\text{CH}=\text{C}(\text{CH}_3)\text{CH}_2\text{ONO}_2$ and isomer.

20 N36. OH-addition to $\text{HOCH}_2\text{CH}=\text{C}(\text{CH}_3)\text{CH}_2\text{ONO}_2$ (for 84%) and isomer (16%). The mechanism follows Wennberg et al. (2018), except that 1) the 1,5-H shift in the peroxy $\text{O}_2\text{NOCH}_2\text{C}(\text{O}_2)(\text{CH}_3)\text{CH}(\text{OH})\text{CH}_2\text{OH}$ (and isomer) formed in the reaction is neglected, as it should be slow due to stabilization by H-bonding between the peroxy and hydroxy groups, 2) epoxide formation (ca. 9% yield) is neglected, 3) the minor pathways in the bimolecular reactions of the hydroxyperoxy radicals (e.g. dinitrate formation in RO_2+NO and dihydroperoxide formation in RO_2+HO_2 , also the minor oxy decomposition channel proposed by Wennberg et al.) are neglected since their yields are small and uncertain, 4) the peroxy radicals are replaced by the products of their reactions with NO or HO_2 , and 5) the nitroxy hydroperoxy aldehyde
25 $\text{OCH}-\text{C}(\text{CH}_3)(\text{OOH})\text{CH}_2\text{ONO}_2$ is assumed to photolyze rapidly (Liu et al., 2018) to $\text{CHO} + \text{OH} + \text{CH}_3\text{C}(\text{O})\text{CH}_2\text{ONO}_2$.

N37. The minor products C3CNO2 and C3CPO2 are replaced by assumed further oxidation product (NOA). The nitroxy hydroperoxy epoxide (IHPE) formed in the reaction (Schwantes et al., 2015) is neglected and the other yields are increased for carbon balance.

N38. H-abstraction from $\text{CH}_2=\text{CHC}(\text{CH}_3)(\text{OOH})\text{CH}_2\text{ONO}_2$ and isomer.

30 N39. OH-addition to $\text{CH}_2=\text{CHC}(\text{CH}_3)(\text{OOH})\text{CH}_2\text{ONO}_2$ and isomer. The mechanism follows Wennberg et al. (2018), with simplifications similar to the case of the δ -hydroperoxynitrates (see Note N36). The peroxy radical $\text{O}_2\text{NOCH}_2\text{C}(\text{CH}_3)(\text{OOH})\text{CH}(\text{OH})\text{CH}_2\text{O}_2$ (INPHO2 β in Schwantes et al. (2015)) is assumed to react fast with NO or NO_3 , leading to $\text{O}_2\text{NOCH}_2\text{C}(\text{CH}_3)(\text{OOH})\text{CHO}$ (C4CPNA in Schwantes et al.) assumed to photolyze rapidly (Liu et al., 2018) to $\text{CHO} + \text{OH} + \text{NOA}$.

N40. IHNE is a mix of two β - and two δ -nitroxy hydroxyepoxides. The mechanism follows Wennberg et al. (2018). The peroxy radicals $\text{O}_2\text{NOCH}_2\text{C}(\text{OH})(\text{CH}_3)\text{C}(\text{O})\text{CH}_2\text{O}_2$ and $\text{HOCH}_2\text{C}(\text{O}_2)(\text{CH}_3)\text{CH}_2\text{ONO}_2$ formed from the β -IHNE are replaced by the products of their reaction with NO, neglecting dinitrate formation and minor oxy decomposition products. The radical $\text{O}=\text{C}^\circ\text{CH}_2\text{ONO}_2$
35

- formed in these reactions adds O₂, forming an acylperoxy radical replaced by its further reaction product in presence of NO, i.e. CO₂ + HCHO + NO₂. The peroxy O₂NOC(OH)(CH₃)CH(O₂)CHO undergoes a fast 1,4 H-shift outrunning bimolecular reactions, forming CO + OH + O₂NOCH₂C(OH)(CH₃)CHO, which is assumed to photolyze rapidly to NO₂ + HCHO + MGLY + HO₂ (Müller et al., 2014). The carbonyl nitroxyepoxides (ICNE in Wennberg et al.) are assumed to react with OH, following the Caltech reduced mechanism: ICNE + OH → 2 CO + 0.35 NOA + 0.65 MGLY + 0.65 HO₂ + 0.65 NO₂. The peroxy O₂NOCH₂C(OH)(CH₃)CH(O₂)CHO and OCHC(O₂)(CH₃)CH(OH)CH₂ONO₂ formed from the δ-IHNE undergo fast H-shift reactions outrunning the bimolecular reactions, forming CO + OH + either O₂NOC(OH)(CH₃)CH(O₂)CHO (in the first case) or CH₃C(O)CH(OH)CH₂ONO₂ (second case) (Wennberg et al., 2018).
- N41. The OH-reaction rate was measured by Xiong et al. (2016) for OCHC(CH₃)=CHCH₂ONO₂. The yields account for the NC₄CHO isomer distribution estimated by Schwantes et al. (2015). The OH-reaction essentially follows Wennberg et al. (2018). Aldehyde H-abstraction from OCHCH=C(CH₃)CH₂ONO₂ by either OH or NO₃ leads to an acylperoxy radical here replaced by its NO-reaction product according to MCM (CO₂ + CO + HO₂ + NOA). Note that alternative reaction pathways proposed by Wennberg et al. also lead eventually to CO + NOA. OH-addition generates peroxy radicals undergoing fast isomerisation (Schwantes et al., 2015) leading to the nitroxy hydroxy aldehyde O₂NOCH₂C(OH)(CH₃)CHO assumed to photolyze rapidly to NO₂ + HCHO + HO₂ + MGLY; the nitroxy hydroperoxy aldehyde O₂NOCH₂C(CH₃)(OOH)CHO assumed to photolyze rapidly to HCO + OH + NOA; and the nitroxy hydroperoxyketone CH₃C(O)CH(OOH)CH₂ONO₂ assumed to photolyze to CH₃CO + OH + OCHCH₂ONO₂ (ETHLN).
- N42. Abstraction of α-hydroxy H in ISOPCNO₃ (HOCH₂CH=C(CH₃)CH₂ONO₂) and ISOPANO₃ (HOCH₂C(CH₃)=CHCH₂ONO₂) Wennberg et al. (2018), leading in part to photolabile hydroperoxynitroxy carbonyls (e.g. O₂NOCH₂C(OOH)(CH₃)CHO) assumed to photolyze rapidly (to either HCO + OH + NOA for ISOPCNO₃, or CH₃CO₃ + OH + ETHLN for ISOPANO₃).
- N43. OH-addition to ISOPCNO₃ (HOCH₂CH=C(CH₃)CH₂ONO₂) and ISOPANO₃ (HOCH₂C(CH₃)=CHCH₂ONO₂). The mechanism follows Wennberg et al. (2018), except that two different dihydroxy nitroxyperoxy radicals are lumped into one radical (INCO₂ or INAO₂). In each case, only one of the two peroxy isomers undergoes an 1,5-H-shift. For simplicity, and since the H-shift dominates largely the fate of the peroxy undergoing it, the bimolecular reactions are the reactions of the isomer which does not undergo the H-shift.
- N44. INCO₂ includes two isomers, only one of which (O₂NOCH₂C(O₂)(CH₃)CH(OH)CH₂OH) undergoes an 1.5 H-shift. It leads to HO₂ + O₂NOCH₂C(OOH)(CH₃)CH(OH)CHO, assumed to be rapidly followed by fast photolysis (Liu et al., 2018) to CHO + HO₂ + O₂NOCH₂C(OOH)(CH₃)CHO, itself followed by photolysis to CHO + OH + CH₃C(O)CH₂ONO₂ (NOA).
- N45. Mechanism adapted from Wennberg et al. (2018). The hydroperoxide HOCH₂CH(OOH)C(OH)(CH₃)CH₂ONO₂ formed with a 43 % yield is assumed to react with OH, primarily by α-hydroperoxide-H abstraction, forming OH + HOCH₂C(O)C(OH)(CH₃)CH₂ONO₂ (INCCO), and by abstraction of the terminal hydroperoxide hydrogen to regenerate INCO₂.
- N46. The dicarbonyl nitrate O₂NOCH₂C(CH₃)(OH)C(O)CHO formed in the reaction is assumed to photolyze rapidly to HCO + O₂NOCH₂C(CH₃)(OH)-C^o=O, which decomposes (for a large part) into CO + HO₂ + O₂NOCH₂C(O)CH₃ (NOA).
- N47. The mechanism follows the MCM. Among the three considered channels, formation of O₂NOCH(CHO)C(CH₃)(OH)CH₂ONO₂ + HO₂ is assumed to be followed by photolysis of the carbonyl dinitrate to NO₂ + GLY + NOA + HO₂ (Müller et al., 2014).
- N48. INAO₂ includes two peroxy isomers. The minor peroxy HOCH₂C(OH)(CH₃)CH(O₂)CH₂ONO₂ can undergo an 1,5 α-hydroxy-H-shift leading to HO₂ + OCHC(OH)(CH₃)CH(OOH)CH₂ONO₂ (Wennberg et al., 2018), which is assumed to photolyze rapidly

(Liu et al., 2018) to $\text{CHO} + \text{HO}_2 + \text{CH}_3\text{C}(\text{O})\text{CH}(\text{OOH})\text{CH}_2\text{ONO}_2$, itself followed by photolysis to $\text{CH}_3\text{CO} + \text{OH} + \text{OCHCH}_2\text{ONO}_2$ (ETHLN).

5 N49. Adapted from Wennberg et al. (2018). The hydroperoxide product (50% yield, $\text{HOCH}_2\text{C}(\text{CH}_3)(\text{OOH})\text{CH}(\text{OH})\text{CH}_2\text{ONO}_2$) is assumed to react with OH, following the mechanism of the MCM and leading in part to $\text{O}=\text{CHC}(\text{CH}_3)(\text{OOH})\text{CH}(\text{OH})\text{CH}_2\text{ONO}_2$ which is assumed to photolyze rapidly to give $\text{CHO} + \text{OH} + \text{CH}_3\text{C}(\text{O})\text{CH}(\text{OH})\text{CH}_2\text{ONO}_2$.

N50. The aldehyde-H-abstraction channel yields $\text{HOCH}_2\text{CH}=\text{C}(\text{CH}_3)\text{C}(\text{O})\text{O}_2$ or $\text{HOCH}_2\text{C}(\text{CH}_3)=\text{CHC}(\text{O})\text{O}_2$ that should isomerize by 1,6 H-shifts of an α -hydroxy-H to form the doubly resonance-stabilized radicals $Z\text{-HOC}^\circ\text{H}-\text{CH}=\text{C}(\text{CH}_3)-\text{C}(\text{O})\text{OOH}$ (Case I) or $Z\text{-HOC}^\circ\text{H}-\text{C}(\text{CH}_3)=\text{CH}-\text{C}(\text{O})\text{OOH}$ (Case II). As for the similar 1,6 H-shifts in the initial Z - δ -OH-peroxys (see Sect. 2.1.2), the product radicals are expected to arise in both the Z, Z' and Z, E' forms, here assumed in a 50:50 ratio. The expected O_2 -addition-energy to these doubly resonance-stabilized radicals is as low as 15 kcal mol^{-1} , such that O_2 -addition α to the OH-group on C_1 (or C_4) is likely to result in O_2 -loss instead of concerted elimination of HO_2 , whereas O_2 -addition at the γ position leads for 50% to Z, Z' -peroxys that undergo fast 1,6 enol-H-shifts facing barriers of only 10 kcal mol^{-1} , similar to the H-shifts leading to DIHPCARPs (Peeters et al., 2014). The product radical of these H-shifts adds O_2 to form DIHPCARP analogues that may readily isomerize by aldehyde-H-shift, promoted by H-bonding. The resulting radicals are assumed to eliminate CO and OH to yield $\text{OCHC}(\text{CH}_3)(\text{OOH})\text{C}(\text{O})\text{OOH}$ or $\text{CH}_3\text{C}(\text{O})\text{CH}(\text{OOH})\text{C}(\text{O})\text{OOH}$, which are expected to photolyze rapidly (Liu et al., 2018) into $\text{CO} + \text{HO}_2 + \text{OH} + \text{CH}_3\text{C}(\text{O})\text{C}(\text{O})\text{OOH}$ or $\text{CH}_3\text{CO}_3 + \text{OH} + \text{OCHC}(\text{O})\text{OOH}$, respectively. Pyruvic peracid photolyzes rapidly into $\text{CH}_3\text{CO} + \text{CO}_2 + \text{OH}$, while its reaction with OH is very slow (Saunders et al., 2003). Peroxy glyoxylic acid (PGA) is considered explicitly. The 50% Z, E' -peroxys that also arise by γ O_2 -addition can react quasi-exclusively with NO and HO_2 , here assumed in a 50:50 ratio, to form mainly oxy radicals (e.g. $Z, E'\text{-HOCH}=\text{CHC}(\text{CH}_3)(\text{O}^\circ)\text{C}(\text{O})\text{OOH}$) that quickly decompose into $\text{CO}_2 + \text{OH} +$ either $\text{CH}_3\text{C}(\text{O})\text{CH}=\text{CH}_2\text{OH}$ (HMKV) or $\text{OCHC}(\text{CH}_3)=\text{CH}_2\text{OH}$ (HMAC).

20 N51. OH-addition channel, with rates from Neeb (2000); Peeters et al. (2004). For OH-addition β to the formyl, we follow Wennberg et al. (2018), with product radicals IEPOXAO2 and IEPOXBO2 identical to those resulting from β -IEPOX + OH. The peroxys from OH-addition α to the formyl are unlikely to undergo 1,5 aldehyde-H-shifts due to unfavorable expected H-bonding pattern, but should rather react with NO or HO_2 , to yield mainly $\text{GLYALD} + \text{MGLY} + \text{HO}_2$ for HALD1 or $\text{HYAC} + \text{GLY} + \text{HO}_2$ for HALD2 (Peeters et al., 2004).

25 N52. Account for the fast isomerisations of the hydroxyperoxys resulting from OH addition to MACR (Crouse et al., 2012; Wennberg et al., 2018).

N53. Rate from MCM. The reaction occurs by α -hydroxy-H abstraction, after which the 3-ring opens to form the $10\text{-}15 \text{ kcal mol}^{-1}$ more stable $\text{HOCH}=\text{C}(\text{CH}_3)-\text{C}(\text{O})\text{O}^\circ$, the latter stabilized by acyloxy resonance. Direct elimination of CO_2 as proposed in the MCM appears not likely, since the $\text{C}_1=\text{C}_2-\text{C}_3$ bond is $\sim 10 \text{ kcal mol}^{-1}$ stronger than in $\text{CH}_3-\text{C}(\text{O})\text{O}^\circ$ due to the neighbouring double bond. The most likely fate is a 1,5 enol-H shift to $\text{O}=\text{CHC}^\circ(\text{CH}_3)\text{C}(=\text{O})\text{OH}$ (with double "vinoxy" resonance-stabilization), exothermic for some $25\text{-}30 \text{ kcal mol}^{-1}$, and almost barrierless. After adding O_2 , one can expect a 1,4 aldehyde-H-shift followed by CO elimination (barrier $\sim 7 \text{ kcal mol}^{-1}$) and OH loss to yield pyruvic acid. The latter is replaced by its photolysis products (Burkholder et al., 2015), i.e. $0.39 \text{ HO}_2 + 0.48 \text{ CH}_3\text{CHO} + 0.87 \text{ CO}_2 + 0.44 \text{ CH}_3\text{C}(\text{O})\text{O}_2 + 0.08 \text{ CH}_3\text{C}(\text{O})\text{OH} + 0.13 \text{ CO} + 0.05 \text{ OH}$.

N54. See Note N2 regarding the stabilized Criegee intermediate (CH_2OO). Pyruvic acid is replaced by its photolysis products (see previous Note).

35 N55. MVKO2 is a mix of $\text{CH}_3\text{C}(\text{O})\text{CH}(\text{O}_2)\text{CH}_2\text{OH}$ (72%) and $\text{CH}_3\text{C}(\text{O})\text{CH}(\text{OH})\text{CH}_2\text{O}_2$ (28%). The ratio is adjusted so that the glycolaldehyde yield in $\text{MVKO2} + \text{NO}$ is 69% (Galloway et al., 2011), taking the nitrate yield (4%) (Praske et al., 2015) into account.

- N56. MVKOOH is a mix of $\text{CH}_3\text{C}(\text{O})\text{CH}(\text{OOH})\text{CH}_2\text{OH}$ (55%) and $\text{CH}_3\text{C}(\text{O})\text{CH}(\text{OH})\text{CH}_2\text{OOH}$ (45%). The fractions account for the different hydroperoxide yields in the reaction of their respective peroxy radical precursors with HO_2 .
- N57. Reaction rate taken equal to the average of the MCM and the structure activity relationship (SAR) of Neeb (2000). Assume 50% formyl-H abstraction and 50% alcoholic-H abstraction. The former leads ultimately to hydroxyacetone + NO_2 (in presence of NO). The latter leads to a nitrooxyaldehyde assumed to photolyze immediately into methylglyoxal, NO_2 and HCO.
- N58. The reaction $\text{MVKNO}_3 + \text{OH}$ is split into two reactions since MVKNO_3 represents two isomers, $\text{CH}_3\text{C}(\text{O})\text{CH}(\text{ONO}_2)\text{CH}_2\text{OH}$ (for 80%) and $\text{CH}_3\text{C}(\text{O})\text{CH}(\text{OH})\text{CH}_2(\text{ONO}_2)$ (for 20%). For the first, assume 50% alcoholic-H abstraction to $\text{CH}_3\text{C}(\text{O})\text{CH}(\text{ONO}_2)\text{CHO}$ assumed to photolyze (for ca. 80%) into $\text{NO}_2 + \text{GLY} + \text{CH}_3\text{CO}$, the rest reacting with OH to form eventually $\text{MGLY} + \text{HO}_2 + \text{CO}_2$ (in the presence of NO). For the second compound, ignore alcoholic-H abstraction.
- 10 N59. Assume fast reaction of the acylperoxy radical (84% of reactive flux) with NO. Assume fast photolysis of $\text{CH}_3\text{C}(\text{O})\text{C}(\text{O})\text{CHO}$ (16% of flux) into $\text{CH}_3\text{CO} + \text{CO} + \text{HCO}$.
- N60. Assume immediate reaction of product $\text{OCHC}(\text{CH}_3)(\text{OH})\text{CHO}$ with OH, forming $\text{MGLY} + \text{HO}_2 + \text{CO}_2$ upon reaction with NO.
- N61. The dominant OH-addition, to $(\text{HO})_2\text{CHCH}(\text{O}_2)\text{C}(\text{O})\text{CH}_3$, is followed by a 1,5 H-shift from an alcohol-H to the peroxy group and decomposition (So et al., 2014). The minor addition channel forms $\text{HOC}^\circ\text{HCH}(\text{OH})\text{C}(\text{O})\text{CH}_3$ which reacts with O_2 to $\text{HO}_2 + \text{CH}_3\text{C}(\text{O})\text{CH}(\text{OH})\text{CHO}$.
- 15 N62. The dominant OH-addition ($3 \cdot 10^{-11} \text{ molec}^{-1} \text{ cm}^3 \text{ s}^{-1}$), to $\text{O}=\text{CHC}(\text{CH}_3)(\text{O}_2)\text{CH}(\text{OH})_2$, is followed by an H-shift from either an alcohol-H (50%) or from the aldehyde-H (50%) to the peroxy group, leading to either $\text{HC}(\text{O})\text{OH} + \text{OH} + \text{MGLY}$ or $\text{CO} + \text{OH} + \text{CH}_3\text{C}(\text{O})\text{CH}(\text{OH})_2$ (DHA).
- N63. Combines the minor addition channel ($1.2 \cdot 10^{-11} \text{ molec}^{-1} \text{ cm}^3 \text{ s}^{-1}$) and the aldehyde-H abstraction channel ($1.5 \cdot 10^{-11} \text{ molec}^{-1} \text{ cm}^3 \text{ s}^{-1}$). The minor addition channel leads to $\text{HO}_2 + \text{O}=\text{CHC}(\text{CH}_3)(\text{OH})\text{CH}=\text{O}$, which reacts primarily with OH, leading to an acyl radical which can eliminate CO and give $\text{MGLY} + \text{HO}_2$ or form an acylperoxy radical which can undergo a shift of the aldehyde-H to the peroxy group. The resulting radical can either lose CO, and upon reaction with O_2 , form $\text{HO}_2 + \text{CO} + \text{CH}_3\text{C}(\text{O})\text{C}(\text{O})\text{OOH}$ (PPYR), or react with O_2 and then with NO or HO_2 , forming $\text{CO}_2 + \text{HO}_2 + \text{PPYR}$. The H-abstraction channel leads to an acylperoxy radical, $\text{O}=\text{C}(\text{O}_2)\text{C}(\text{CH}_3)=\text{CHOH}$, which undergoes a enol 1,6 H-shift followed by O_2 -addition, to $\text{O}=\text{C}(\text{OOH})\text{C}(\text{O}_2)(\text{CH}_3)\text{CH}=\text{O}$. The latter radical undergoes a 1,4 H-shift of the aldehyde-H, leading to $\text{CO} + \text{OH} + \text{PPYR}$. PPYR is assumed to photolyze rapidly to $\text{CH}_3\text{CO} + \text{CO}_2 + \text{OH}$ (Saunders et al., 2003).
- 25 N64. The nitrate yield is 1.3% at room conditions (298 K, 1 atm).
- N65. Assume equal rates for the two addition channels. See Sect. 2.1.4.
- N66. The reaction leads to pyruvic acid (along with HO_2), assumed to photolyze very rapidly according to Burkholder et al. (2015).
- 30 N67. Yields calculated at room conditions. The acylperoxy radical resulting from O_2 addition to the HCOCO radical (ca. 17% of the reactive flux) is replaced by the final reaction products in presence of NO and O_2 (i.e. $\text{CO} + \text{HO}_2 + \text{CO}_2$).
- N68. Contrary to MCM, consider aldehyde-H abstraction, leading in part to $\text{CO} + \text{OH} + \text{HCHO}$ (for 25%) and in part to $\text{HOOCH}_2\text{CO}_3$ (75%) which (upon reaction with NO) leads to $\text{CO}_2 + \text{OH} + \text{HCHO}$.

N69. Reaction rate taken equal to the average of the MCM and the structure activity relationship (SAR) of Neeb (2000). Products assume fast reaction of peroxy radical with NO.

N70. The minor channel (8%, formation of $\text{CH}(\text{OH})_2\text{CH}_2\text{O}_2$) proposed by So et al. (2014) is neglected.

N71. The methyl nitrate yield adopted here is $2 \cdot 10^{-4}$ at 298 K and 1 atm, or ca. $5 \cdot 10^{-5}$ in the lower stratosphere, at the lower end of the range $((5-10) \cdot 10^{-5})$ estimated by Flocke et al. (1998) based on stratospheric CH_3ONO_2 observations.

N72. See Sect. 2.7 for details.

N73. The water dimer concentration (molec.cm^{-3}) is calculated using

$$[\text{dimer}] = p \cdot K_p \cdot [\text{H}_2\text{O}]^2 / [M] \quad (11)$$

where p is atmospheric pressure (atm), $[\text{H}_2\text{O}]$ and M are the water vapour and dry air number density (molec.cm^{-3}), and K_p (atm^{-1}) is approximated following Scribano et al. (2006) :

$$K_p = 4.7856 \cdot 10^{-4} \exp(1851.09/T - 5.10485 \cdot 10^{-3} T) \quad (12)$$

N74. Rate reported by Wennberg et al. (2018). H-abstraction from hydroperoxide group, followed by decomposition of the hydroxymethylperoxy radical, is slightly dominant (Allen et al., 2018). H-abstraction from the carbon is followed by OH expulsion.

N75. The rate constant is for α -pinene although the compound APIN is a surrogate for all monoterpenes. For the products, see Section 2.4.

N76. The 26% yield is the assumed overall organic nitrate formation from monoterpenes (Rindelaub et al., 2015).

N77. Several carbonyl intermediates formed in the reaction are assumed to react rapidly with OH. $\text{CH}_3\text{C}(\text{OH})(\text{CH}_3)\text{C}(\text{O})\text{O}_2$ is assumed to react with NO, forming $\text{CO}_2 + \text{CH}_3\text{C}(\text{O})\text{CH}_3 + \text{HO}_2$.

N78. The organic nitrate yield is $\sim 10\%$ at room conditions (295 K and 1 atm) (Chan et al., 2009). Whereas the major isomer peroxy radical leads to $\text{CH}_3\text{C}(\text{O})\text{CH}_3 + \text{GLYALD} + \text{HO}_2$ upon reaction with NO, the other isomer leads to $\text{HCHO} + \text{HO}_2 + \text{CH}_3\text{C}(\text{OH})(\text{CH}_3)\text{CHO}$ which is here replaced by its OH-reaction product in presence of NO, namely $\text{CO}_2 + \text{CH}_3\text{C}(\text{O})\text{CH}_3 + \text{HO}_2$. Note that the MCMv3.3.1 mechanism for MBO was recently validated by comparisons with chamber measurements, in particular regarding the production of radicals, acetone and formaldehyde (Novelli et al., 2018a), and that the peroxy radical isomerisation reactions proposed by Knap et al. (2015) can be neglected due to their low rates and resulting impacts.

N79. The hydroperoxides formed in the reaction are replaced by the OH-reaction products in presence of NO.

N80. Average reactivity of the two isomer dihydroxynitrates. The products are replaced by their OH-reaction products in presence of NO.

2.10 Photodissociations

The photolysis reactions are listed in Table 3. In many cases, the photolysis parameters are directly obtained from experimental studies, or can be assumed identical to the parameters for other, similar compounds (e.g. the absorption cross sections of many organic hydroperoxides are assumed identical to those of CH_3OOH). For nitrooxycarbonyls and for hydroperoxycarbonyls, however, analysis of the (scarce) available laboratory data indicates that the interaction between the two chromophores has a strong influence on the reaction mechanism and on the photodissociation parameters (Müller et al., 2014; Liu et al., 2018). The absorption cross sections for these classes (Fig. 3) are calculated

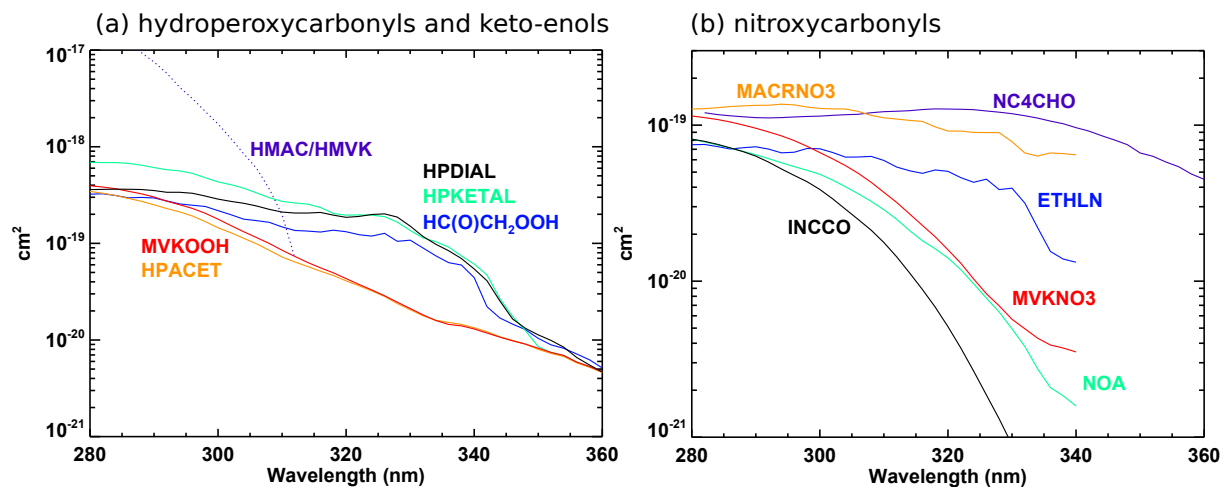


Figure 3. Absorption cross sections (in $\text{cm}^2 \text{molec.}^{-1}$) of (a) hydroperoxycarbonyls and keto-enols (HMAC and HMVK), and (b) nitrooxycarbonyls. Species notation as in Table 1.

based on available cross section data for structurally similar monofunctional compounds and on wavelength-dependent enhancement factors derived for nitrooxycarbonyls (Müller et al., 2014) and for hydroperoxycarbonyls (Liu et al., 2018) based on available laboratory data.

Table 3. Photodissociation reactions. The last column gives the photorate (J) calculated using the TUV model (Madronich, 1993) for a zenith angle of 30° and 300 DU ozone. References: 1, Burkholder et al. (2015); 2, Röth and Ehhalt (2015); 3, Shaw et al. (2018); 4, Pinho et al. (2005); 5, Jenkin et al. (2015); 6, Atkinson et al. (2006); 7, Liu et al. (2018); 8, Müller et al. (2014); 9, Barnes et al. (1993); 10, Xiong et al. (2016); 11, Liu et al. (2017); 12, Nakanishi et al. (1977); 13, Back and Yamamoto (1985).

| <i>Reaction</i> | <i>Cross section</i> | <i>Quantum yield</i> | <i>Products</i> | <i>J (s⁻¹)</i> |
|---|----------------------|----------------------|-----------------|---------------------------|
| HCHO \rightarrow CO + 2HO ₂ | 1 | 2 | | 3.4(-5) |
| HCHO \rightarrow H ₂ + CO | 1 | 2 | | 5.2(-5) |
| CH ₃ CHO \rightarrow CH ₃ O ₂ + CO + HO ₂ | 1 | 1 | | 5.0(-6) |
| CH ₃ CHO \rightarrow VA | 1 | 3 | | 1.7(-6) |
| GLYALD $\xrightarrow{83\%}$ HCHO + CO + 2HO ₂ | 1 | 1 | | 1.2(-5) |
| $\xrightarrow{10\%}$ CH ₃ OH + CO | | | | |
| $\xrightarrow{7\%}$ OH + OCHCH ₂ O ₂ | | | | |
| GLY \rightarrow 2CO + 2HO ₂ | 1 | 1 | | 7.6(-5) |
| GLY \rightarrow 2CO + H ₂ | 1 | 1 | | 1.6(-5) |
| GLY \rightarrow HCHO + CO | 1 | 1 | | 3.1(-5) |
| CH ₃ COCH ₃ \rightarrow CH ₃ CO ₃ + CH ₃ O ₂ | 1 | 1 | | 5.5(-7) |
| MGLY \rightarrow CH ₃ CO ₃ + CO + HO ₂ | 1 | 1 | | 1.4(-4) |
| MACR $\xrightarrow{50\%}$ MCO ₃ + HO ₂ | 1 | 4 ^a | 5 | 2.1(-6) |
| $\xrightarrow{50\%}$ 0.35CH ₃ CO ₃ + HCHO + 1.65CO + 0.65CH ₃ O ₂ + HO ₂ | | | | |
| MVK $\xrightarrow{50\%}$ C ₃ H ₆ + CO | 1 | 1 | 5 | 4.5(-6) |
| $\xrightarrow{50\%}$ CH ₃ CO ₃ + HCHO + CO + HO ₂ | | | | |
| CH ₃ OOH \rightarrow HCHO + HO ₂ + OH | 1 | 1 ^b | | 5.6(-6) |
| HMHP \rightarrow HCOOH + OH + HO ₂ | 1 | <i>b</i> | | 4.8(-6) |
| ISOPBOOH \rightarrow MVK + HCHO + HO ₂ + OH | 1 ^c | <i>b</i> | 5 | 5.6(-6) |
| ISOPDOOH \rightarrow MACR + HCHO + HO ₂ + OH | 1 ^c | <i>b</i> | 5 | 5.6(-6) |
| ISOPEOOH \rightarrow MACR + HCHO + HO ₂ + OH | 1 ^c | <i>b</i> | 5 | 5.6(-6) |
| MACROH \rightarrow HYAC + CO + 2HO ₂ | 6 ^d | 6 ^d | 5 | 6.2(-5) |
| MVKOOH $\xrightarrow{45\%}$ CH ₃ CO ₃ + HO ₂ + HPAC | 7 | 7 ^e | 5 ^f | 1.3(-4) |
| $\xrightarrow{55\%}$ CH ₃ CO ₃ + GLYALD + OH | | | | |
| CH ₃ ONO ₂ \rightarrow HCHO + HO ₂ + NO ₂ | 1 | 1 ^b | | 9.0(-7) |
| PAN $\xrightarrow{70\%}$ CH ₃ CO ₃ + NO ₂ | 1 | 1 ^b | | 7.3(-7) |
| $\xrightarrow{30\%}$ CH ₃ O ₂ + CO ₂ + NO ₃ | | | | |
| PAA \rightarrow CH ₃ O ₂ + OH + CO ₂ | 1 | <i>b</i> | 5 | 7.9(-7) |
| HYAC $\xrightarrow{50\%}$ CH ₃ CO ₃ + HCHO + HO ₂ | 1 | 1 | 1 | 1.9(-6) |

| <i>Reaction</i> | <i>Cross section</i> | <i>Quantum yield</i> | <i>Products</i> | <i>J (s⁻¹)</i> |
|--|----------------------|----------------------|-----------------|---------------------------|
| $\xrightarrow{20\%} \text{GCO}_3 + \text{CH}_3\text{O}_2$ | | | | |
| $\xrightarrow{15\%} \text{CH}_3\text{O}_2 + \text{CO} + \text{HCHO} + \text{HO}_2$ | | | | |
| $\xrightarrow{15\%} \text{OH} + \text{ACETO}_2$ | | | | |
| $\text{INDOOH} \rightarrow \text{NO}_2 + \text{GLYALD} + \text{HYAC} + \text{OH}$ | 6 ^g | <i>b</i> | <i>h</i> | 2.9(-6) |
| $\text{INDOOH} \rightarrow \text{OH} + 0.15(\text{HYAC} + \text{GLYALD} + \text{NO}_2)$ $+0.85(\text{HCHO} + \text{HO}_2 + \text{MVKNO}_3)$ | 1 ^c | <i>b</i> | <i>i</i> | 5.6(-6) |
| $\text{MACRNO}_3 \rightarrow \text{HYAC} + \text{CO} + \text{HO}_2 + \text{NO}_2$ | 8 | 8 ^b | 8 | 3.6(-4) |
| $\text{MVKNO}_3 \rightarrow 0.8(\text{CH}_3\text{CO}_3 + \text{GLYALD} + \text{NO}_2)$ $+0.2(\text{MGLY} + \text{HCHO} + \text{NO}_2)$ | 8 | 8 ^b | 5 | 5.7(-5) |
| $\text{INCCO} \rightarrow \text{NO}_2 + \text{HYAC} + \text{GCO}_3$ | 6 ^j | 8 ^b | 5 | 1.4(-5) |
| $\text{INCNO}_3 \rightarrow \text{NO}_2 + \text{HCHO} + \text{HO}_2 + \text{MVKNO}_3$ | 6 ^k | <i>b</i> | <i>h</i> | 1.9(-6) |
| $\text{INCNO}_3 \rightarrow \text{NO}_2 + \text{GLYALD} + \text{NOA} + \text{HO}_2$ | 6 ^g | <i>b</i> | <i>h</i> | 2.9(-6) |
| $\text{NOA} \rightarrow \text{CH}_3\text{CO}_3 + \text{HCHO} + \text{NO}_2$ | 9 | 8 | 5 | 3.2(-5) |
| $\text{ETHLN} \rightarrow \text{HCHO} + \text{CO} + \text{HO}_2 + \text{NO}_2$ | 8 | 8 | 8 | 1.7(-4) |
| $\text{NC4CHO} \xrightarrow{16\%} \text{NO}_2 + 1.15\text{HO}_2 + 1.35\text{CO}_2 + 0.55\text{HCHO}$ $+0.65\text{CH}_3\text{CO}_3 + 0.2\text{MMAL} + 0.15\text{MGLY}$ $+0.15\text{CO} + 0.1\text{GLY} - 0.55\text{OH}$ | 10 | 10 ^l | 5 ^m | 3.9(-4) |
| $\text{NC4CHO} \xrightarrow{16\%} \text{NO}_2 + \text{OH} + \text{CO} + 0.5\text{HPKETAL} + 0.5\text{HPDIAL}$ | | | | |
| $\text{NC4CHO} \xrightarrow{48\%} \text{NO}_2 + \text{CO} + \text{OH} + 0.3\text{HMK} + 0.7\text{HMAC}$ | | | | |
| $\text{NC4CHO} \xrightarrow{20\%} \text{NO}_2 + 1.7\text{CO} + 0.3\text{MVKO}_2 + 0.7\text{HYAC}$ | | | | |
| $\text{DHBO} \rightarrow \text{CH}_3\text{CO}_3 + \text{GLYALD}$ | 5 | 5 | 5 | 2.7(-6) |
| $\text{HOBA} \rightarrow \text{MGLY} + \text{CO} + 2\text{HO}_2$ | 5 ⁿ | 5 ⁿ | 5 | 7.9(-6) |
| $\text{HOBA} \rightarrow \text{CH}_3\text{CO}_3 + \text{GLY} + \text{HO}_2$ | 6 ⁿ | 6 ⁿ | | 1.9(-6) |
| $\text{HCOC}_5 \rightarrow \text{CH}_3\text{CO}_3 + \text{HCHO} + \text{GCO}_3$ | 5 | 5 | 5 | 2.3(-6) |
| $\text{ICHE} \xrightarrow{28\%} 2\text{CO} + \text{HO}_2 + \text{OH} + \text{HYAC}$ $\xrightarrow{72\%} \text{CO} + \text{HO}_2 + \text{MVKO}_2$ | 6 ^d | 6 ^d | <i>o</i> | 6.2(-5) |
| $\text{HPCE} \rightarrow \text{HO}_2 + 1.82\text{CO} + 0.82\text{OH} + 0.82\text{HPACET} + 0.18\text{KPO}_2$ | 6 ^d | 6 ^d | <i>p</i> | 6.2(-5) |
| $\text{MCO}_3\text{H} \rightarrow \text{OH} + \text{CO}_2 + 0.65(\text{CH}_3\text{O}_2 + \text{CO} + \text{HCHO})$ $+0.35(\text{CH}_3\text{CO}_3 + \text{HCHO})$ | 1 ^q | <i>b</i> | 5 | 7.9(-7) |
| $\text{GCO}_3\text{H} \rightarrow \text{OH} + \text{HO}_2 + \text{HCHO} + \text{CO}_2$ | 1 ^q | <i>b</i> | 5 | 7.9(-7) |
| $\text{HPAC} \xrightarrow{84\%} \text{VA}$ $\xrightarrow{16\%} \text{HO}_2 + \text{CO} + \text{HCHO} + \text{OH}$ | 7 | 7 ^e | 7 ^r | 3.6(-4) |
| $\text{HPACET} \xrightarrow{84\%} \text{MVA}$ $\xrightarrow{16\%} \text{CH}_3\text{CO}_3 + \text{HCHO} + \text{OH}$ | 7 | 7 ^e | 7 ^r | 1.3(-4) |

| <i>Reaction</i> | <i>Cross section</i> | <i>Quantum yield</i> | <i>Products</i> | <i>J (s⁻¹)</i> |
|---|----------------------|----------------------|-----------------|---------------------------|
| HPKETAL $\xrightarrow{50\%}$ HMVK | 7 | 7 ^e | <i>r</i> | 5.4(-4) |
| $\xrightarrow{25\%}$ CH ₃ CO ₃ + OH + GLY | | | | |
| $\xrightarrow{25\%}$ CO + HO ₂ + OH + MGLY | | | | |
| HPDIAL $\xrightarrow{50\%}$ HMAL | 7 | 7 ^e | <i>r</i> | 5.2(-4) |
| $\xrightarrow{50\%}$ CO + HO ₂ + OH + MGLY | | | | |
| DIHPMEK → OH + CH ₃ CO ₃ + HPAC | 7 | 7 ^e | 5 ^r | 1.3(-4) |
| BIACETOH $\xrightarrow{50\%}$ CH ₃ CO ₃ + GCO ₃ | 6 ^s | 6 ^s | <i>t</i> | 7.1(-5) |
| $\xrightarrow{50\%}$ CH ₃ CO ₃ + CO + HO ₂ + HCHO | | | | |
| HPALD1 $\xrightarrow{11\%}$ 0.45 OH + 1.15 HO ₂ + 1.35 CO ₂ + 0.55 HCHO | 1 ^u | <i>u</i> | 11 ^u | 4.2(-4) |
| +0.65 CH ₃ CO ₃ + 0.2 MMAL + 0.15 MGLY + 0.15 CO + 0.1 GLY | | | | |
| $\xrightarrow{11\%}$ 2 OH + CO + HPKETAL | | | | |
| $\xrightarrow{56\%}$ CO + 2 OH + HMVK | | | | |
| $\xrightarrow{22\%}$ CO + CH ₃ CO ₃ + GLYALD | | | | |
| HPALD2 $\xrightarrow{18\%}$ 0.45 OH + 1.15 HO ₂ + 1.35 CO ₂ + 0.55 HCHO | 1 ^u | <i>u</i> | 11 ^u | 4.2(-4) |
| +0.65 CH ₃ CO ₃ + 0.2 MMAL + 0.15 MGLY + 0.15 CO + 0.1 GLY | | | | |
| $\xrightarrow{18\%}$ 2 OH + CO + HPKETAL | | | | |
| $\xrightarrow{46\%}$ CO + 2 OH + HMAL | | | | |
| $\xrightarrow{18\%}$ 2 CO + HO ₂ + HYAC | | | | |
| HMAC → OH + CO + HO ₂ + MGLY | 12 | <i>v</i> | <i>w</i> | 1.0(-5) |
| HMVK → OH + CH ₃ CO ₃ + GLY | 12 | <i>v</i> | <i>w</i> | 1.0(-5) |
| PGA → CO + HO ₂ + CO ₂ + OH | <i>x</i> | <i>x</i> | 5 | 1.1(-4) |
| APINONO ₂ → NO ₂ | 6 ^g | <i>b</i> | | 2.9(-6) |

Notes:

- a) Total quantum yield of 0.004.
- b) Unit quantum yield.
- 5 c) As for CH₃OOH.
- d) As for i-C₃H₇CHO.
- e) Total quantum yield of 0.8.
- f) See Sect. 2.1.4 regarding hydroperoxycarbonyl photolysis, and note N56 above.
- g) As for CH₃CH(ONO₂)CH₃.
- 10 h) Oxy radical decomposition follows Vereecken and Peeters (2009).
- i) Oxy decomposition as in INDO₂ + NO (Table 2).
- j) Sum of absorption cross sections of CH₃C(O)C₂H₅ and n-C₄H₉ONO₂.
- k) As n-C₄H₉ONO₂.
- l) Quantum yield of 1 below 336 nm, zero above (Xiong et al., 2016).
- 15 m) NC₄CHO photolysis follows HPALD2 photolysis for 75% and HPALD1 for 25% (isomer distribution of Schwantes et al. (2015)).

- n*) For the aldehyde channel, use $J(\text{C}_2\text{H}_5\text{CHO})$; for the ketone channel, use $J(\text{HYAC})$.
- o*) C-C scission leading to HCO and the same product radicals as in the formyl-H-abstraction pathway in ICHE+OH (Note N17).
- p*) C-C scission leading to HCO and the same product radicals as in the formyl-H-abstraction pathway in HPCE+OH (Sect. 2.1.2).
- q*) As for $\text{CH}_3\text{C}(\text{O})\text{OOH}$.
- 5 *r*) See Sect. 2.1.4 regarding hydroperoxycarbonyl photolysis.
- s*) Photorate taken as 25% of $J(\text{CH}_3\text{C}(\text{O})\text{C}(\text{O})\text{CH}_3)$ based on the experimental photorate determination of Prasse et al. (2015).
- t*) The reaction gives dominantly $\text{CH}_3\text{C}^\circ\text{O} + \text{HOCH}_2\text{C}^\circ\text{O}$. The latter radical is formed with an internal energy ranging between 5 and 20 kcal mol^{-1} . Below $\sim 11.5 \text{ kcal mol}^{-1}$, it mostly adds O_2 ; above that threshold, it mostly dissociates to $\text{CO} + \text{CH}_2\text{OH}$ (barrier $\sim 11 \text{ kcal mol}^{-1}$) (Méréau et al., 2001)).
- 10 *u*) Absorption cross sections of MACR, quantum yield of 0.8. See Sect. 2.1.5 for the products.
- v*) Quantum yield of 0.1 below the threshold of 312 nm (see Sect. 2.1.5).
- w*) See Sect. 2.1.5.
- x*) For peroxyglyoxylic acid, use the same photolysis parameters as for glyoxylic acid (Back and Yamamoto, 1985). The quantum yield is equal to 0.71.

15 2.11 Uptake by aerosols

The heterogeneous reactions on aerosols are listed in Table 4 with their associated reactive uptake coefficients. The rate (λ) for the heterogeneous uptake of a chemical compound on aqueous aerosols is calculated using

$$\lambda = \frac{A}{r_n/D_g + 4/(\omega \cdot \gamma)}, \quad (13)$$

- where A is the aerosol surface density ($\text{cm}^2 \text{ cm}^{-3}$), r_n is the number mean particle radius (cm), D_g is the gas-phase diffusivity parameterized as described in Müller et al. (2008), ω is the mean molecular speed (cm s^{-1}), and γ the reactive uptake coefficient (Table 4). The aerosol surface density is calculated following (Stavrakou et al., 2009b). Aqueous aerosols include inorganic (sulfate/ammonium/nitrate/water) and carbonaceous (OC and BC) calculated by the model as described in Stavrakou et al. (2013) and sea-salt aerosol from the MACC (Monitoring Atmospheric Composition and Climate) Reanalysis (apps.ecmwf.int/datasets/data/macc-reanalysis/levtype=sfc/).
- 20

- The heterogeneous uptake of alkyl nitrates by aqueous aerosols followed by their hydrolysis has been suggested as a substantial organic nitrate sink and a large source of nitric acid in forested environments (Romer et al., 2016). Since tertiary nitrates were shown in the laboratory to undergo hydrolysis much faster than primary and secondary nitrates, we neglect the hydrolysis of non-tertiary nitrates while assuming fast hydrolysis of tertiary nitrates from isoprene. The reactive uptake coefficient (γ) calculated by Marais et al. (2016) based on measured hydrolysis rates of a primary and a secondary hydroxynitrate from isoprene in neutral solution (Jacobs et al., 2014) is much too low ($1.3 \cdot 10^{-7} - 5.2 \cdot 10^{-5}$) to account for the loss observed during the Southern Oxidant and Aerosol Study (SOAS) campaign (Romer et al., 2016), due to the relatively low estimated Henry's law constant of isoprene hydroxynitrates. A much higher γ (0.03) is assumed here for the major (tertiary) 1,2-hydroxynitrate from isoprene (ISOPBNO₃), such that heterogeneous loss is its dominant fate in the troposphere, whereas the uptake of non-tertiary isoprene hydroxynitrates is neglected. Although crude, this assumption leads to a good model agreement against aircraft observations of isoprene hydroxynitrates over the Southeastern U.S. (see Sect. 4.2). Furthermore, the calculated average γ for the sum of isoprene hydroxynitrates weighted by their respective abundances is ~ 0.02 , consistent with the upper limit (0.02) inferred for the isoprene hydroxynitrate family by Wolfe et al. (2015) based on SOAS measurements. An uncertain, but likely significant, fraction of
- 25
- 30
- 35

Table 4. Heterogeneous reactions on aqueous aerosols. γ denotes the reactive uptake coefficient. References: 1, Liggio et al. (2005); 2, Marais et al. (2016); 3, Fisher et al. (2016); 4, Müller et al. (2016). Notes:*a*) The dependence on aerosol pH (Marais et al., 2016; Stadtler et al., 2018) is ignored.

| <i>Reaction</i> | γ | <i>Ref.</i> |
|--|----------|----------------|
| GLY \rightarrow GLY(aerosol) | 2.9(−3) | 1 |
| IEPOX \rightarrow IEPOX(aerosol) | 4.2(−3) | 2 ^a |
| HMML \rightarrow HMML(aerosol) | 1.3(−4) | 2 ^a |
| ISOPBNO ₃ \rightarrow ISOPBOH + HNO ₃ | 0.03 | <i>b</i> |
| MACRNO ₃ \rightarrow MACROH + HNO ₃ | 0.03 | <i>b</i> |
| APINONO ₂ \rightarrow HNO ₃ + product | 0.005 | 3 |
| CH ₃ OOOH \rightarrow CH ₃ OH + O ₂ | 0.1 | 4 |

the monoterpene nitrates (represented in the mechanism by a unique lumped compound APINONO₂) is assumed to be tertiary and undergoes hydrolysis (Browne et al., 2013, 2014) with $\gamma = 0.005$ (Fisher et al., 2016). Other, minor tertiary nitrates generated in the mechanism (INB1OOH, INB2OOH, INB1NO₃ in MCM) are also assumed to undergo rapid uptake followed by hydrolysis in the aerosol, generating HNO₃ and a usually very soluble and condensable co-product assumed to remain in the particulate phase. The saturation vapour pressures of those hydrolysis products (hydroperoxy triols and nitroxy triol) are calculated to be in the range $(4-40) \cdot 10^{-10}$ atm using the group contribution method of Compennolle et al. (2011), i.e. three orders of magnitude below the estimated vapour pressure of isoprene dihydroxy epoxide (IEPOX). The assumed rapid aerosol sink of the dinitrate INB1NO₃ (O₂NOCH(CH₂OH)C(CH₃)(ONO₂)CH₂OH) generated in the oxidation of isoprene hydroxynitrates by OH has a potentially significant impact on total RONO₂ levels, due to its long expected chemical gas-phase lifetime, with an OH-rate constant of $\sim 2 \cdot 10^{-12}$ molec.⁻¹ cm³ s⁻¹ (Saunders et al., 2003). However, a global model sensitivity simulation ignoring the aerosol sink of INB1NO₃ and assuming similar gas-phase sink reactions as for the dinitrate INCNO₃ (HOCH₂CH(ONO₂)C(CH₃)(OH)CH₂ONO₂) shows that dinitrate hydrolysis depletes total RONO₂ levels by only $\sim 3\%$ globally, in spite of its strong impact on total dinitrate abundances (factor of 10).

The hydrolysis of non-tertiary nitrates is slow compared to tertiary nitrates, and is therefore neglected here. Gas-aerosol partitioning might occur, leading to possible loss by aerosol dry or wet deposition; this loss could be significant if repartitioning of particulate nitrates to the gas phase would be inhibited (Fisher et al., 2016). These effects are however very uncertain, and are not considered here for simplicity.

3 Box model comparison with other isoprene mechanisms

3.1 Description of simulations

The isoprene mechanism is evaluated against the MCMv3.3.1, obtained from <http://mcm.leeds.ac.uk/MCM/> (Jenkin et al., 2015), and the Caltech reduced mechanism (version 4.3) obtained from <http://dx.doi.org/10.22002/D1.247> (Wennberg et al., 2018). The Caltech mechanism is also available in its explicit (“full”) version, which however does not include the further degradation of many terminal species down to CO₂ and is therefore not appropriate for comparison. We perform 30-hour simulations starting at 9 AM with 2 ppbv isoprene. Temperature is set to 298 K, and the H₂O mixing ratio is 1%. Two scenarios are considered: a high-NO_x scenario with 1 ppbv NO_x (also 40 ppbv O₃ and 250 ppbv CO) and a low-NO_x scenario with 100 pptv NO_x (with 20 ppbv O₃ and 150 ppbv CO). The photolysis rates are calculated for

clear-sky conditions in mid-July at 30°N, with 300 DU ozone and an albedo of 0.05 using the Tropospheric Ultraviolet and Visible (TUV) photolysis model of Madronich (1993). For computational efficiency, the photorates are parameterized as a function of solar zenith angle using MCM-type expressions (Saunders et al., 2003),

$$J = l \cdot (\cos \chi)^m \cdot \exp(-n / \cos \chi) \quad (14)$$

5 where the parameters l , m and n are obtained from TUV calculations at three zenith angles (0°, 30° and 60°). For convenience, the numbering of the photodissociations is the same as in the MCM, except for those (e.g. hydroperoxycarbonyls) for which the MCM falls back on simpler, monofunctional model compounds. Since Wennberg et al. (2018) does not provide specific recommendations for the calculation of photorates, we use our own expressions in their mechanism. The Caltech mechanism files do include noontime photorate estimates, but their derivation is unclear, and their use in the intercomparison would lead to large discrepancies with both MCM and MAGRITTE, obscuring the
10 interpretation of differences. To further facilitate this interpretation, the same inorganic chemistry and the same rates of the major reactions of CH₃O₂ and CH₃CO₃ (with NO, HO₂ and NO₂) as well as of PAN-like compounds are adopted in the three mechanisms. Heterogeneous uptake on aerosols are also included, calculated assuming an aerosol surface density of $5 \cdot 10^7 \text{ cm}^2 \text{ cm}^{-3}$ with uptake coefficients as in Table 4. All rate coefficient expressions are available at the MAGRITTE mechanism repository (<http://doi.org/10.18758/71021042>).

3.2 Comparison results for HO_x

15 The temporal evolution of key compounds concentrations calculated with the three mechanisms using the Kinetic PreProcessor (KPP) package (Damian et al., 2002) are displayed on Fig. 4 (for high-NO_x) and 5 (low-NO_x). The initial isoprene is more rapidly consumed at high-NO_x (< 2 hours) than at low-NO_x (~ 5 hours) due to higher OH levels (~ 10⁷ vs. ~ 2 · 10⁶ molec. cm⁻³). There is generally a much better level of agreement between the mechanisms at high-NO_x compared to low-NO_x. The Caltech mechanism leads to the highest OH levels. At low-NO_x, the Caltech-based average [OH] during the first 4 hours of the numerical experiment is by factors of 1.25 and 1.32 higher
20 than with the MCM and MAGRITTE mechanisms, respectively. The Caltech-based model predicts also higher HO₂ (by a factor of ~1.1), CH₃O₂ (~1.3) and especially CH₃CO₃ (~1.4). The differences between the three mechanisms do not exceed a few percent at high-NO_x. There are several causes for the large differences at low NO_x.

The first reason is that the Caltech mechanism includes a higher direct OH yield (1.5) in the bulk 1,6-isomerisation of isoprene peroxy radicals. This production is the result of the high assumed yield of DIHPCARP (0.6) in this reaction and of the high direct (1) and secondary
25 (1.5) yield of OH radical resulting from the degradation of DIHPCARPs. Furthermore, the β-HPALDs also formed in the 1,6-isomerisation of isoprene peroxys are mainly lost by photolysis, leading to additional HO_x production. As a sensitivity test, the model was run with the MAGRITTE mechanism modified by replacing the bulk 1,6 H-shift reaction of isoprene peroxys by its representation in the Caltech mechanism. This change alone increases OH concentrations by about 15% compared to the standard MAGRITTE simulation, and reduces also the discrepancies for HO₂, CH₃O₂ and CH₃CO₃.

30 A second reason for lower HO_x levels lies in the yield of HO_x and other radicals in the photolysis of several major hydroperoxycarbonyls (e.g. HPAC, HPACET and HPKETAL). This yield is much lower in our mechanism, as it accounts for the major enol-forming channel (Liu et al., 2018), which does not produce any radical. Those reactions generate one OH and either one HO₂ or one CH₃CO₃ radical in the Caltech mechanism, which assumes either scission of the C—C bond followed by OH expulsion, or equivalently, direct OH release followed by splitting off of either formyl or acetyl radical. A second sensitivity calculation with the MAGRITTE mechanism modified by
35 assuming that the photolysis of those hydroperoxycarbonyls proceeds as in the Caltech mechanism further increases OH by almost 10%, in the first hours. Even larger increases are calculated (~20%) for CH₃O₂ and CH₃CO₃.

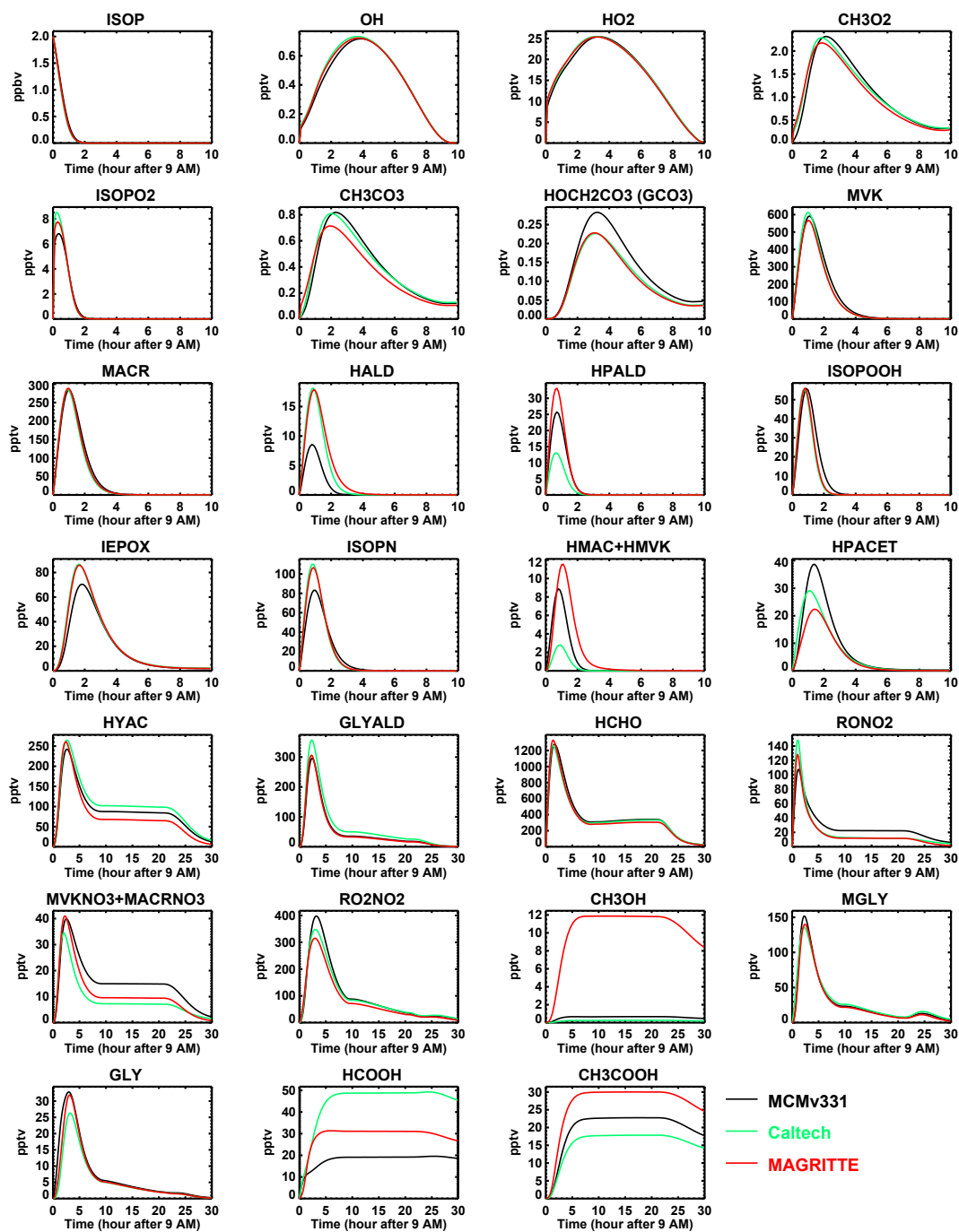


Figure 4. Box-model calculated mixing ratios of key compounds at 1 ppbv NO_x. MCM results in black, Caltech mechanism in green, this work in red. ISOPN is the sum of isoprene hydroxynitrates), RONO₂ the sum of organic nitrates), RO₂NO₂ the sum of PANs.

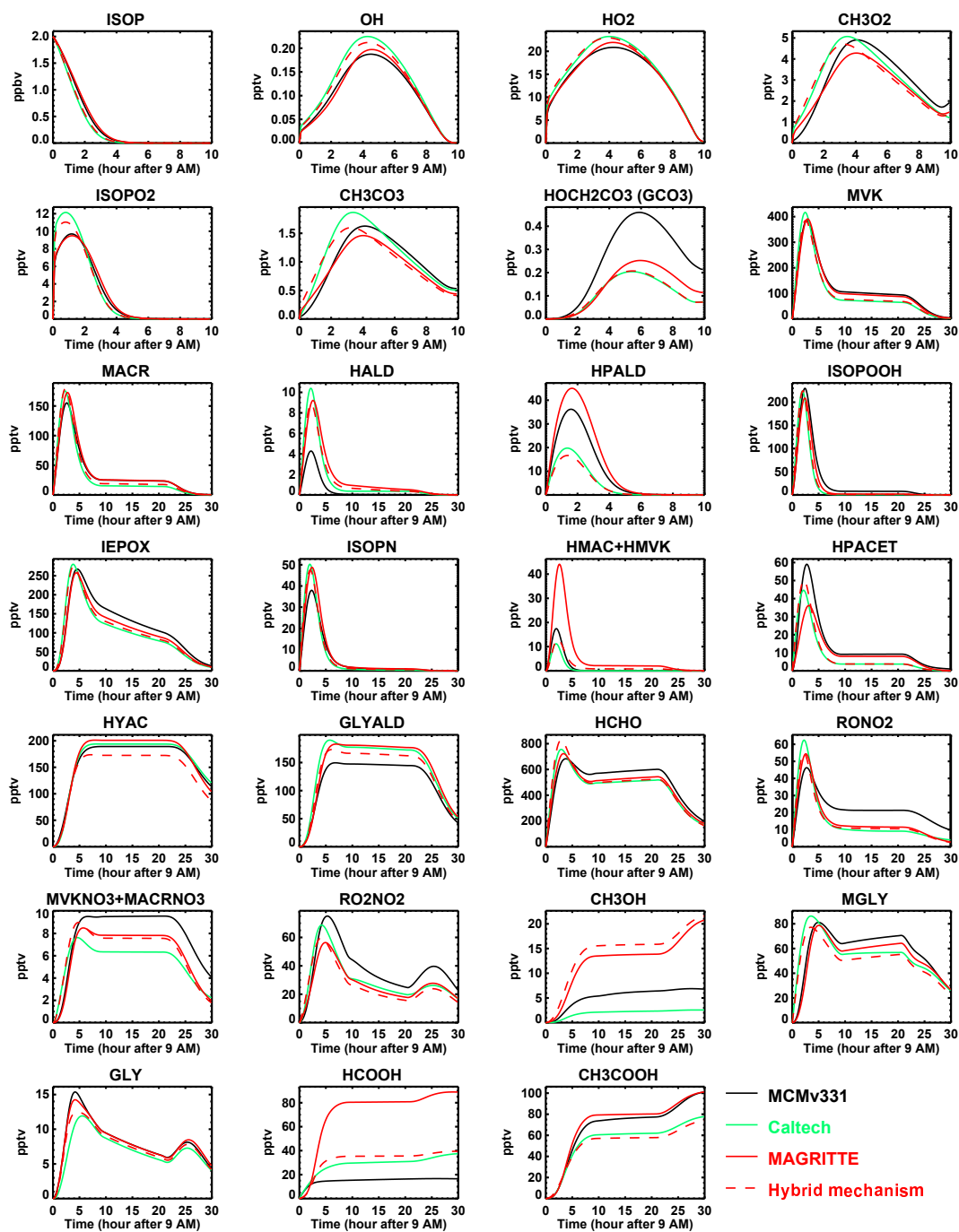


Figure 5. As Fig. 4, for 100 ppt NO_x. The dashed red line corresponds to a simulation using the MAGRITTE mechanism with the Caltech representation of the isoprene peroxy 1,6 H-shift and of the hydroperoxycarbonyl photolysis reactions.

A lesser, but significant, factor also contributing to the differences includes the higher bulk 1,6-isomerisation yield in the reduced Caltech mechanism, in large part due to the neglect of the minor OH-addition pathways to the central carbons of isoprene, which represent 7% of the total ISOP + OH reaction flux in our mechanism.

The results of a sensitivity calculation using the MAGRITTE mechanism modified by adopting the Caltech reduced mechanism representation of 1) isoprene peroxy 1,6 H-shift yield and products, and 2) hydroperoxycarbonyl photolysis reactions are shown on Fig. 5 (“Hybrid mechanism”, dashed red lines). The residual differences between Caltech and the modified MAGRITTE mechanisms are very small (a few percent) for HO_x, CH₃O₂ and CH₃CO₃.

3.3 Comparison results for isoprene products

The three mechanisms agree well for the main isoprene oxidation products (e.g. MVK, MACR, HCHO) when accounting for differences in OH levels and in the HPALD yield in the bulk 1,6-isomerisation of isoprene peroxys (0.25, 0.5 and 0.75 in the Caltech, MCM and MAGRITTE mechanisms). The lower yield of primary hydroxynitrates (ISOPN) in ISOPO₂+NO reactions in the MCM (10%, vs. ~13% following Wennberg et al. (2018)) explains the lower MCM ISOPN and total organic nitrates (RONO₂) concentrations during the first hours. Note that higher ISOPN and RONO₂ levels (by a factor of ~1.2) are calculated when the aerosol sink of tertiary nitrates is not considered.

In spite of the similar ISOPN concentrations in the three simulations, the calculated RONO₂ levels decrease more rapidly after the initial peak in the Caltech simulation than in the MAGRITTE and especially the MCM simulation (Fig. 5). This is partly explained by differences in OH, as seen from the lower discrepancy in RONO₂ found between the Caltech and hybrid mechanism simulations which realize very similar OH levels. An additional cause of difference in RONO₂ levels is the 1,5 H-shift in dihydroxy nitroxyperoxy radicals (INBO₂ and INDO₂) formed from the OH-oxidation of isoprene hydroxynitrates. This H-shift forms hydroperoxynitroxy carbonyls assumed to photolyze very rapidly, releasing NO₂ and therefore removing RONO₂. It is the dominant sink of those peroxys in the Caltech simulation, while it is neglected in the MCM, and assumed to proceed at a slower rate (0.02 s⁻¹) in our mechanism, due to the influence of H-bonding (see Notes N11 and N14). This also explains the higher abundance of the carbonylhydroxynitrates (MVKNO₃ and MACRNO₃) in the MCM and MAGRITTE simulations (Fig. 5), as those are partly formed from the bimolecular reactions of the peroxys INBO₂ and INDO₂.

Dinitrates make up only a very small contribution to total RONO₂ levels in the simulations (<0.5% at low-NO_x, <3% at high-NO_x). The dinitrates formed from ISOP+OH are indeed mostly tertiary and therefore assumed to hydrolyze rapidly to HNO₃ and an alcohol. When the aerosol sink of those nitrates is neglected, their contribution to total RONO₂ becomes substantial (13 pptv out of 52 pptv at low-NO_x) in the MCM simulation, but remains low in the Caltech simulation (<2 pptv). This large difference stems mostly from lower dinitrate yield in the reactions of dihydroxy nitroxyperoxy radicals with NO in the Caltech mechanism, due to the strong reduction of the yield due to the nitrate group. Moreover, the MCM neglects the photolysis of the dinitrates, which represents about one third of their total (non aerosol-related) sink according to our estimation. Both the aerosol reactions and the dinitrate yield are acknowledged as very uncertain, however, and the overall impact of dinitrates could be larger than assumed in our mechanism.

The total peroxyxynitrate (RO₂NO₂), methylglyoxal and glyoxal concentrations calculated in the three simulations are in reasonable agreement. The differences in RO₂NO₂ level are partly related to differences in yield of the HOCH₂C(O)O₂ radical (GCO₃) in the photolysis of CH₃C(O)C(O)CH₂OH, equal to 1 in the MCM, 0.5 in our mechanism, and 0 in the Caltech mechanism (see Note *t* in Sect. 2.10).

The production of methanol, however, is much larger with MAGRITTE than with the MCM (factor of 3) and with the Caltech mechanism (factor of 8). A large part of this difference is due to the CH₃O₂ + OH reaction (Sect. 2.7), which accounts for about half the CH₃OH production at low NO_x, and even more at high NO_x. In addition, the rate of the CH₃O₂ + RO₂ reactions has a unique value for all RO₂ compounds (3.5·10⁻¹³ molec.⁻¹ cm³ s⁻¹ at 298 K) in the MCM, much lower than in the Caltech and MAGRITTE mechanism for isoprene

hydroxyperoxys ($2 \cdot 10^{-12}$ molec. $^{-1}$ cm 3). Finally, although the full Caltech mechanism includes CH₃OH formation in the reaction of e.g. ISOPDO2 (4,3-ISOPOO) with CH₃O₂, this production is neglected in the reduced Caltech mechanism, explaining the very low Caltech-calculated methanol levels on Fig. 4-5.

Very large differences are also found for formic acid. In the first hour of the experiment, MAGRITTE predicts lower formation rates due to lower direct HCOOH formation from the ozonolysis of isoprene: in particular, the primary HCOOH yield is only about 3% in MAGRITTE, about 6 times less than in both the MCM and Caltech mechanism (at 1% H₂O mixing ratio). HMHP (HOCH₂OOH) being not formed in the MCM, the overall HCOOH production from alkene ozonolysis (both direct and indirect through HMHP oxidation) is slightly higher in MAGRITTE than in MCM, whereas it is about twice higher in the Caltech mechanism. At later times, the formation of formic acid due to the reactions of enols (VA, HMAc and HMK) with OH becomes a larger source than the ozonolysis of isoprene and its degradation products according to MAGRITTE, especially at low-NO_x. The Caltech mechanism includes an additional HCOOH production pathway through the oxidation of secondary isoprene nitrates (e.g. CH₃C(O)CH(ONO₂)CH₂OH) by OH, which becomes significant at high-NO_x. This mechanism proposed by Paulot et al. (2009b) involves abstraction of an α -hydroxy-H, followed by O₂-addition and by a rearrangement leading to NO₃ + HCOOH + MGLY, instead of the expected fast dissociation of the α -hydroxyperoxy radical into HO₂ and a dicarbonyl. This mechanism is ignored in our mechanism, as it is highly complex and likely faces a much higher barrier than the fast HO₂ expulsion (at ~ 1000 s $^{-1}$, Hermans et al. (2005)).

Finally, the production of acetic acid is relatively similar in the three mechanisms. The slightly lower acetic acid production in the Caltech run is primarily due to a lower CH₃C(O)OH yield in the CH₃C(O)O₃ + HO₂ reaction (0.13 vs. 0.16 in MCM and MAGRITTE) and to the neglect of CH₃C(O)OH formation through reactions of isoprene peroxy with CH₃CO₃. It is partly compensated by higher CH₃CO₃ levels in the Caltech simulation, especially at low-NO_x. The MAGRITTE mechanism includes an additional acetic acid source through the OH-oxidation of CH₂=C(CH₃)OH (MVA) generated from the photolysis of hydroperoxyacetone HPACET. This source accounts for $\sim 28\%$ and 38% of the total CH₃C(O)OH source at high- and low-NO_x, respectively.

4 Regional and global modelling

4.1 Model description and simulations

The MAGRITTE v1.1 model calculates the distribution of 182 chemical compounds, among which 141 species undergo transport processes (advection, deep convection and turbulent diffusion) in the model. MAGRITTE can be run either globally at 2° (latitude) \times 2.5° (longitude) resolution, or regionally at 0.5° \times 0.5° resolution. The lateral boundary conditions of the regional model are provided by the global model. In the vertical, the model uses a hybrid (σ -pressure) coordinate, with 40 levels between the Earth's surface and the lower stratosphere (44 hPa level). The meteorological fields are provided by ECMWF ERA-Interim analyses (Dee et al., 2011). Most model parameterizations, including the transport scheme and the chemical mechanism for anthropogenic and biomass burning VOCs, inherit from the IMAGES model (Muller and Brasseur, 1995; Stavrou et al., 2009a, b, 2015; Bauwens et al., 2016). The deposition scheme is described in a companion paper (Müller et al., 2018).

The model uses anthropogenic emissions of CO, NO_x, OC, BC, and SO₂ from the HTAPv2 dataset for year 2010 (Janssens-Maenhout et al., 2015). Following Travis et al. (2016), the anthropogenic NO_x emissions over the U.S. are first scaled down to match the U.S. total (3.5 TgN/yr) for the year 2013 reported by the National Emission Inventory (NEI), and the U.S. NO_x emissions due to industry and transport are further reduced by 60% to match observed aircraft NO_x concentrations and nitric acid deposition data, consistent with the recommendation of Anderson et al. (2014). Anthropogenic NMVOC emissions are provided by the EDGARv4.3.2 inventory (Huang et al., 2017) for

the year 2012. The global annual anthropogenic NMVOC source is 154 TgNMVOC (118 TgC). Biomass burning emissions (78 TgNMVOC or 45 TgC in 2013) are obtained from the Global Fire Emission Database version 4 (GFED4s) (van der Werf et al., 2017) and are vertically distributed according to Sofiev et al. (2013).

Isoprene, monoterpene and MBO fluxes (366, 91.5 and 0.93 TgC, respectively, in 2013) are calculated by the MEGAN-MOHYCAN model (Müller et al., 2008; Guenther et al., 2012; Bauwens et al., 2018) and are available online (<http://emissions.aeronomie.be>). Biogenic emissions of acetaldehyde and ethanol (amounting to 92 and 88 Tg(C) yr⁻¹ globally) are parameterized as in Millet et al. (2010). The methanol biogenic emissions are provided by an inverse modelling study constrained by spaceborne methanol abundances and are estimated at 37.5 Tg(C) yr⁻¹ (Stavrakou et al., 2011). Biogenic emissions of C₂H₄ (scaled to a global total of 4 Tg(C) yr⁻¹), CH₂O (1.6 Tg(C) yr⁻¹) and CH₃C(O)CH₃ (18 Tg(C) yr⁻¹) are also provided by MEGAN (Guenther et al., 2012) (available on <http://eccad.aeris-data.fr>).

The model also includes oceanic emissions of methanol (18.4 Tg(C) yr⁻¹), acetone (39.3 Tg(C) yr⁻¹) and acetaldehyde (30.4 Tg(C) yr⁻¹) (Müller et al., 2018), similar to previous model estimations (Stavrakou et al., 2011; Fischer et al., 2012; Millet et al., 2010). Finally, oceanic emissions of alkyl nitrates are also included, based on comparisons with aircraft campaign measurements as originally proposed by Neu et al. (2008), but taking into account the updated alkylnitrate calibration of the campaign data (Simpson et al., 2011). The adopted rates over Tropical oceans (10°S – 10°N) are 6 · 10⁸, 2.5 · 10⁸, 10⁸ and 10⁸ molec. cm⁻² s⁻¹ for C₁, C₂, C₃ and C_{>3} alkyl nitrates, respectively; 3 · 10⁷, 3 · 10⁷, 1.5 · 10⁷ and 10⁷ molec. cm⁻² s⁻¹ over the Southern Ocean (>10°S); a uniform rate of 10⁷ molec. cm⁻² s⁻¹ is adopted elsewhere over ice-free oceans. The calculated global emissions are respectively 0.35, 0.3, 0.2 and 0.25 Tg(C) (or 0.4, 0.18, 0.08, 0.07 Tg(N)) for C₁, C₂, C₃ and higher alkylnitrates.

MAGRITTE is run for a period of 18 months starting on July 1, 2012, both at the global scale (2° × 2.5° resolution) and regional scale for the U.S. (0.5° × 0.5°, 10-54°N, 65-130°W). Only the results for the year 2013 are discussed hereafter.

4.2 Model general results

Oxidation of isoprene by OH radicals is by far the largest sink of isoprene, representing ~85% of the global sink according to the model calculations, in agreement with previous model studies (Paulot et al., 2012), whereas ozonolysis and the NO₃-reaction contribute for ~9% and 5%, respectively. The isomerisation reactions control the fate of about one fifth of the total flux of hydroperoxy radicals formed from the reaction of isoprene with OH (16.5% and 3% for the 1,6 and 1,5 H-shifts, respectively). However, the contribution of 1,6 H-shift is much higher, by about one order of magnitude, for the peroxy radicals resulting from OH-addition to carbon C4 than for those resulting from addition at C1 (Peeters et al., 2014; Wennberg et al., 2018). Furthermore, this contribution is dependent on temperature and on the concentrations of NO and HO₂ radicals, as illustrated on Fig. 6: of the order of 50% over remote forests such as Amazonia, it drops to ~35% over the Southeastern U.S. and below 20% over cooler, more NO_x-polluted areas (for C4-addition).

The isomerisation reactions of isoprene peroxy radicals regenerate HO_x (HO₂ + OH) radicals, in part directly (see Sect. 2.1.2) and in part from subsequent reactions of the isomerisation products, HPALDs in particular. However, as discussed in Sect. 3.1, the revised isomerisation product distribution of the MAGRITTEv1.1 mechanism, consistent with recent experimental findings (Berndt et al., 2019), lowers the regeneration of OH compared with distributions assuming a large yield of OH radicals and dihydroperoxycarbonyls (Peeters et al., 2014; Wennberg et al., 2018) assumed to release additional HO_x through fast photolysis. Furthermore, our recently proposed enol-forming pathway in the fast photolysis of several key hydroperoxycarbonyls (e.g. HPACET and HPAC) also decreases the recycling of OH compared with the previous assumption of O–OH bond scission. The overall impact of isoprene peroxy radical isomerisation reactions on boundary-layer averaged OH concentrations reaches up to about 40% over Western Amazonia and 10-15% over Southeastern U.S. and Siberia in July (Fig. 7), whereas their impact on HO₂ is comparatively lower, as it does not exceed 20% over Amazonia. The isomerisation reactions lead also to

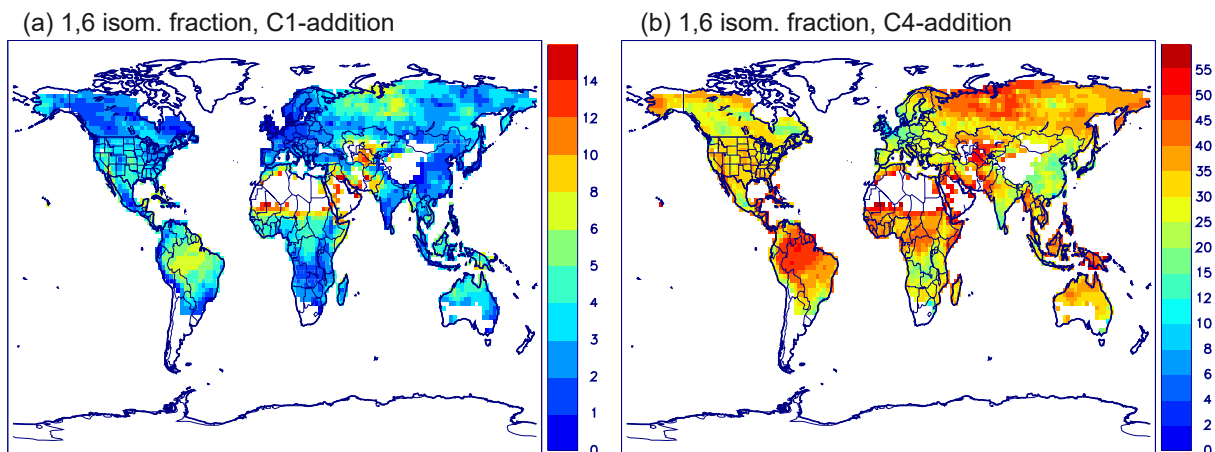


Figure 6. Calculated percentage contribution of Z- δ -hydroxyperoxy 1,6 H-shift to the overall sink of the pool of peroxy radicals resulting from addition of OH (a) to carbon C1, and (b) to carbon C4 of isoprene (column average, July 2013). Note the different color scales in (a) and (b).

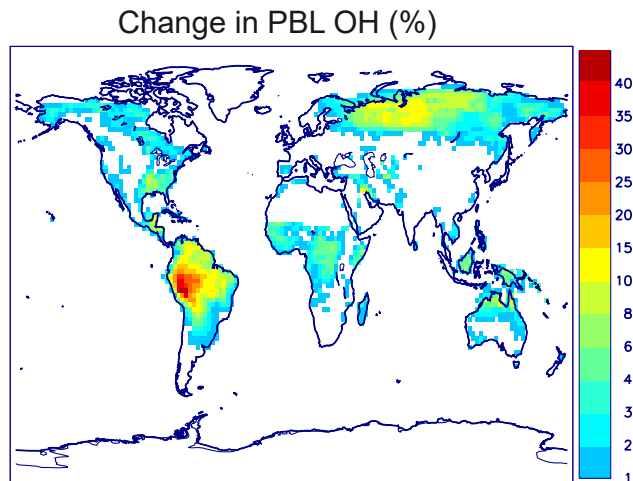


Figure 7. Calculated change (in %) in boundary layer OH concentration upon inclusion of isomerisation reactions of isoprene peroxy radicals (column average, July 2013).

reduced isoprene nitrate formation, by up to $\sim 40\%$ over Amazonia, as the $\text{RO}_2 + \text{NO}$ reactions compete with unimolecular reactions. The decreased NO_x loss through organic nitrate formation and partial removal implies longer NO_x effective lifetime and higher concentrations (by a few % over Amazonia), in spite of the higher OH levels and increased NO_x loss through $\text{NO}_2 + \text{OH}$. These changes lead to slightly enhanced O_3 concentrations over Amazonia (a few percent). The impact on HCHO concentrations and vertically-integrated columns is very small, also of the order of a few percent at most.

The dry or wet deposition of organic (peroxy-)nitrates and the irreversible sink of organic nitrates through hydrolysis or other processes on aerosols are significant net sinks of NO_x over vegetated areas (Browne et al., 2014; Romer et al., 2016; Fisher et al., 2016). As shown on

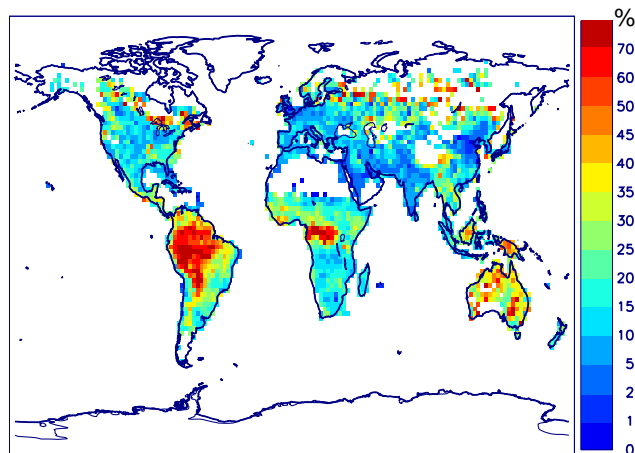


Figure 8. Percentage ratio of annual NO_x net loss due to organic nitrate formation (i.e., their combined aerosol sink and deposition sink) to the total annual NO_x emission. Blank areas are those with annually-averaged NO_x emissions lower than $5 \cdot 10^9 \text{ molec. cm}^{-2} \text{ s}^{-1}$.

Fig. 8, the combined deposition and aerosol sink of organic (peroxy-)nitrates is found to be the dominant sink of NO_x over rainforests in South America and Africa, as well as over boreal forests in Siberia and Canada during the summer. This fraction even exceeds 70% over the most remote areas (e.g. Western Amazonia) where high isoprene and low NO_x levels both contribute to low OH concentrations (of the order of $10^6 \text{ molec. cm}^{-3}$ during daytime in the boundary layer). These estimates should be considered with caution given the large uncertainties in the assumed aerosol uptake coefficient and poor understanding of aerosol chemical processes. Over the Southeastern U.S. (80-94.5°W, 29.5-40°N) during August-September 2013, the MAGRITTE model calculations (regional version over the U.S., 0.5° resolution) suggest that the NO_x sink through aerosol hydrolysis amounts to 14% of NO_x emissions in the region, whereas the deposition of organic nitrates and peroxy nitrates account for additional 7 and 5% of NO_x emissions. The estimated total net loss of NO_x through RONO₂ formation amounts therefore to 21% of NO_x emissions, in good agreement with previous calculations using the GEOS-Chem model (Fisher et al., 2016) (21%). This agreement might be partly fortuitous, given the important differences between the two studies regarding the nitrate yield in the ISOPO₂ + NO reactions (9% in Fisher et al. and 13% in our study) and regarding the treatment of RONO₂ aerosol sink: a unique uptake coefficient (0.005) was used by Fisher et al. for all isoprene nitrates except nitroxyacetone and ethanal nitrate, whereas only tertiary nitrates are assumed to undergo aerosol hydrolysis in our study (with $\gamma=0.03$). Non-tertiary nitrates might partition to the aerosol phase and possibly undergo processes preventing their eventual release to the gas-phase, in which case the overall NO_x sink calculated here is underestimated.

Although SOA is not a focus of this study, SOA formation processes are included in the model. The largest source of SOA is the uptake of IEPOX, with a global flux (49 Tg or 25 TgC yr⁻¹) of magnitude similar to previous model estimates, of the order of 40 Tg yr⁻¹ (Lin et al., 2012; Stadtler et al., 2018). These estimates are very uncertain, since the reactive uptake parameterization used in models ignores the complexity of SOA formation which involves the partitioning of semi-volatile compounds and chemical transformations in the gaseous and particulate phases (D'Ambro et al., 2018). Glyoxal is another well-identified source of SOA, amounting to 10 Tg yr⁻¹ globally (4.3 TgC yr⁻¹), also well in the range of previous estimations (6-14 Tg yr⁻¹) (Fu et al., 2008; Stavrou et al., 2009b; Lin et al., 2012). The dihydroxy dihydroperoxides (ISOP(OOH)₂) formed from the oxidation of ISOPOOH by OH were recently estimated to be a dominant source of SOA (Stadtler et al., 2018); in our mechanism, these compounds are ignored since their yields are believed to be negligible in

atmospheric conditions (D'Ambro et al., 2017). The major non-IEPOX products of OH-addition to ISOPOOH are dihydroxy hydroperoxy epoxides (DHHEPOX), also believed to form SOA as discussed above (Note N6). Their global production in the model amounts to 30 Tg yr⁻¹ (12 TgC yr⁻¹). Assuming that their reactive uptake is as effective as for IEPOX, and neglecting gas-phase oxidation by OH (which generates other low-volatility compounds also expected to form SOA), we estimate with the model that SOA formation accounts for two-thirds of the sink of DHHEPOX (i.e. 20 Tg yr⁻¹), whereas dry/wet deposition makes up the rest. If confirmed, this would make DHHEPOX the second-largest contribution to isoprene SOA.

Other SOA formation pathways are implied, but not explicitly represented by the MAGRITTE mechanism, such as the hydrolysis of dihydroxy dinitrates (Note N12) and dihydroxy hydroperoxy nitrates (Note N13). The hydrolysis products, nitroxy- and hydroperoxy-triols are expected to be of very low volatility and remain mostly in the aerosol phase, as their vapour pressures (Compernelle et al., 2011) are estimated to be very low. Those triols represent only a minor contribution to the global SOA budget, however, as their estimated global production is ~3 Tg yr⁻¹ (1.2 TgC yr⁻¹).

4.3 Model evaluation against SEAC⁴RS campaign measurements

The regional model simulation over the U.S. is evaluated against aircraft measurements of the NASA SEAC⁴RS (Studies of Emissions and Atmospheric Composition, Clouds and Climate Coupling by Regional Surveys) campaign in August-September 2013 (Toon et al., 2016). For the most part, the SEAC⁴RS took place over the Southeastern U.S. in areas characterized by high emissions of isoprene and other BVOCs. The observations discussed below are those obtained on the NASA DC-8 (www-air.larc.nasa.gov/missions/merges/) between 9h and 17h local time. Biomass burning plumes, urban plumes and stratospheric air are excluded from the analysis (diagnosed with [CH₃CN] > 225 ppt, [NO₂] > 4 ppbv, and [O₃]/[CO] > 1.25, respectively) (Travis et al., 2016).

Figure 9 presents the observed and calculated average profiles of ozone, NO_x and VOC oxidation products. The model profiles are averages based on values interpolated at each measurement location and time. As noted above, the NO_x anthropogenic emissions used in the model were strongly reduced, relative to NEI official estimations, in order to match the SEAC⁴RS observations for NO₂ (also NO) and improve the agreement for ozone, consistent with the results of Travis et al. (2016). The model is in excellent agreement with the HCHO profile measured by the Compact Atmospheric Multispecies Spectrometer (CAMS) (Richter et al., 2015), with only about 3% average overestimation below 4 km altitude, whereas a model underestimation of 8% is found relative to HCHO measurements by laser-induced-fluorescence (NASA GSFC ISAF instrument, Cazorla et al. (2015), not shown on Fig. 9). The model performance is also fairly good for the major products of isoprene + OH, with moderate overestimations of 14%, 1% and 24% for MVK+MACR, ISOPN (the family of primary hydroxynitrates from isoprene) and ISOPOOH, respectively. Even for ISOPOOH, the model falls well within the measurement uncertainty range (40%) (Nguyen et al., 2015b). Note that the modelled MVKMAC accounts for the presumed interference of ISOPOOH in the measurement, as described in Müller et al. (2018). This correction increases MVKMAC by ~10% on average for this campaign.

The model-calculated HPALD concentrations (dotted line on the C₅H₈O₃ panel of Fig. 9) are on average about a factor of two lower than the observed Caltech CIMS (Chemical Ionisation Mass Spectrometry) signal at the corresponding mass; when adding the contribution of the carbonyl hydroxyepoxides (ICHE), which have the same formula (C₅H₈O₃) as HPALD and can be expected to interfere with HPALD measurements, the model falls within the measurement uncertainty range (50%) with an underestimation decreased to -34% (solid line on Fig. 9). The ICHE compounds are formed from the oxidation of IEPOX (as well as HPALDs) by OH. It is likely than other, unknown compounds contribute to the CIMS signal at the same mass, as also observed in the PROPHET campaign in Michigan, where the HPALD contribution to the CIMS measurement at the given mass was estimated at 38% based on the relative contribution of the HPALD peaks to the total GC area (Vasquez et al., 2018). This is consistent with our modelled HPALD accounting for 50% of the CIMS measurement, when

considering also that all isoprene oxidation products appear slightly overestimated by the model as suggested by the ~20% overprediction of modelled ISOPOOH and MVK+MACR relative to the measurements. In spite of the important uncertainties and remaining unknowns (e.g. the identity of additional compounds contributing to the CIMS signal), this good consistency provides strong support to the high HPALD yield (75%) adopted in this work in the isomerisation of *Z*- δ -OH-peroxys from isoprene (Sect. 2.1.2). Lower yield values as proposed in recent previous work, i.e. 50% (Peeters et al., 2014; Jenkin et al., 2015) or 25% (Teng et al., 2017; Wennberg et al., 2018) would lead to much stronger HPALD underestimations against SEAC⁴RS data.

The good consistency between the model results for the major high-NO_x and low-NO_x isoprene oxidation products lends confidence in the major steps of the mechanism. The excellent agreement for IEPOX (+2% bias below 4 km) might be partly fortuitous given the highly uncertain aerosol sink (~35% of the total IEPOX sink in the model simulation), without which the model would largely overestimate IEPOX observations. The slightly too low ISOPN/MVKMAC ratio in the model (0.036 vs. 0.041) could indicate an overestimation of ISOPN aerosol sink, although the measurement uncertainties (~30% for ISOPN, Fisher et al. (2016)) preclude a firm assessment. Aerosol hydrolysis represents ~50% of the total sink of the tertiary hydroxynitrate ISOPBNO₃ in the model (average over the model domain) or about 31% of the total ISOPN sink. The model overestimation of the secondary isoprene nitrates (MVKNO₃+MACRNO₃) (Fig. 9) is small (14%) and suggests an essentially correct representation of their sources and sinks, although error compensations remain a possibility. The model overestimates nitroxyacetone (NOA) by ~170%, in contrast with the GEOS-Chem underestimation found by Fisher et al.. This compound is mainly produced from multiple reaction sequences in the NO₃-initiated oxidation mechanism of isoprene and in the OH-oxidation mechanism of the δ -hydroxynitrate HOCH₂CH=C(CH₃)CH₂ONO₂ (ISOPCNO₃). Although isoprene oxidation by NO₃ is primarily a nighttime process, NOA is formed after several oxidation steps favored by daylight. Our mechanism is more detailed and in line with the recent mechanistic conclusions from laboratory studies, but it still bears large uncertainties due to the high complexity of the mechanism. For example, the H-shift in the nitroxypoxy radical INCO₂ (HOCH₂CH(OH)C(O₂)(CH₃)CH₂ONO₂ and isomer) leads to NOA formation according to our mechanism; although this process is written as one reaction in the mechanism, it actually involves several steps, each of which is uncertain. The model might also overestimate nitrate radical concentrations and therefore also the importance of NO₃ as oxidant of isoprene. Although the reactions of NO₃ with major peroxy radicals and carbonyls are taken into account in the model, many reactions with unsaturated oxidation products (e.g. ISOPOOH) are neglected in current mechanisms. A careful assessment of the role of these reactions might be in order.

Despite the model overestimation for NOA, the model underestimates the SEAC⁴RS measurement for RONO₂ (the sum of all organic nitrates) by ~40%. A slightly larger model underestimation (factor of 2) was found by Fisher et al. (2016), in line with their lower RONO₂ yield in the ISOPO₂ + NO reactions (see above). There are several possible explanations for the discrepancy, including the neglected reactions of NO₃ with unsaturated oxidation products from isoprene and other BVOCs, the neglected formation of unsaturated dinitrates from the reaction of dinitroxypoxy radicals (NISOPO₂) with NO (Li et al., 2018), a possible overestimate of the tertiary nitrate hydrolysis sink, in particular for dinitrates, and a misrepresentation of alkyl and hydroxyalkyl nitrates from other precursors than isoprene. The monoterpene nitrates are very crudely represented in the model. In particular, the assumption of 100% NO_x recycling in their reaction with OH could lead to a significant overestimation of RONO₂ loss. Nitrates from ethane, propane, ethene and propene oxidation are included in MAGRITTE, but their concentrations are largely underestimated with respect to SEAC⁴RS observations (not shown on Fig. 9), in part due to underestimations of precursors emissions, in particular for ethane, propane and propene. However, these nitrates account for only a small part of the RONO₂ bias (~16 pptv altogether out of 120 pptv below 4 km) based on SEAC⁴RS observations and model results. Nitrates from higher alkanes are crudely included in the model, and their contribution could be underestimated. Methylnitrate (CH₃ONO₂) is well reproduced by the model (Fig. 9), but it makes only a very small contribution (~5 ppt). The good agreement validates the low nitrate yield used in the

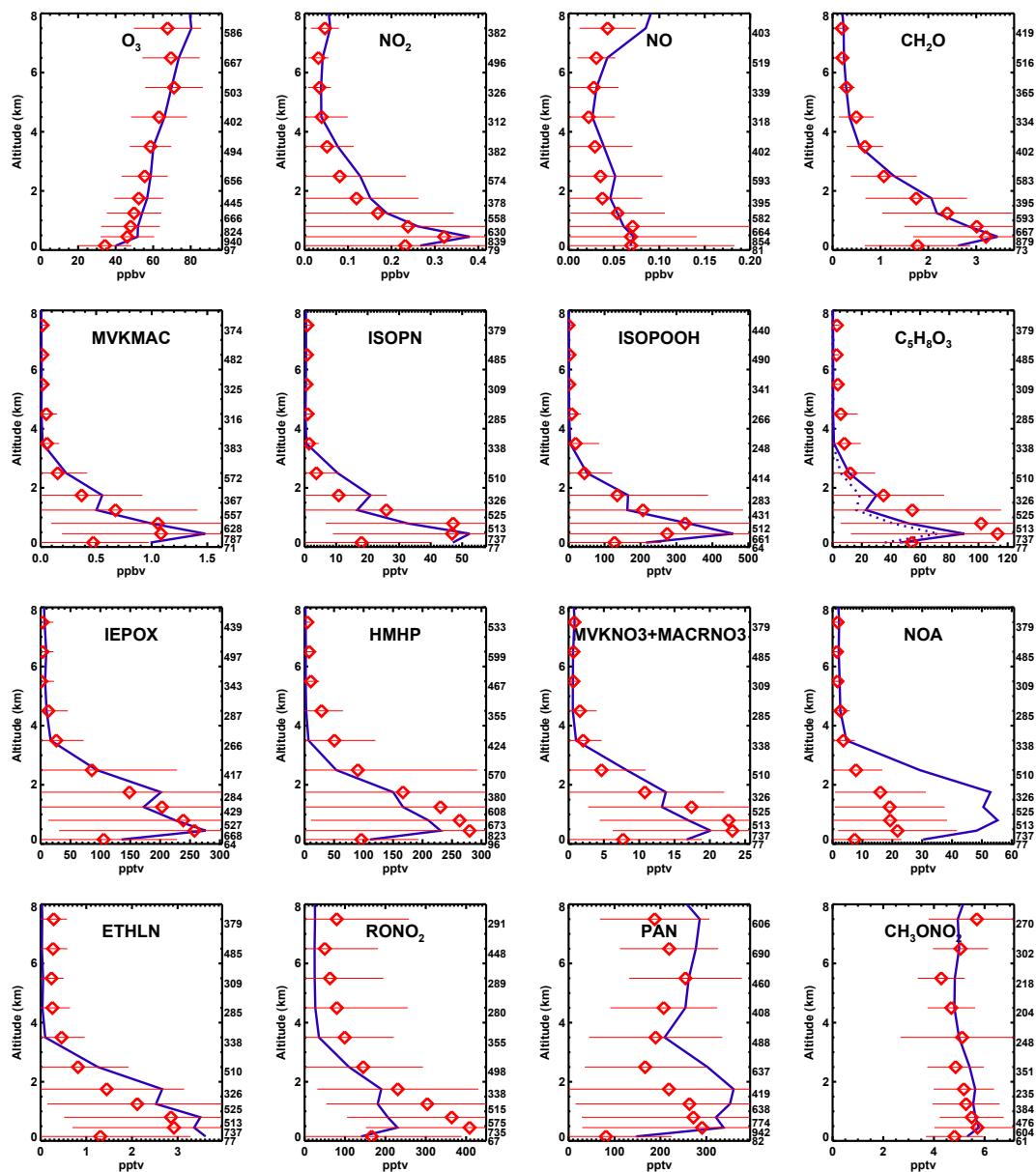


Figure 9. Observed (red symbols) and modelled (black lines) mean profiles of ozone, NO_2 , NO , and major VOC oxidation products over North America during the SEAC⁴RS campaign. The number of measurements per altitude bin is indicated on the right for each plot. The vertical bin interfaces are 0, 0.3, 0.6, 1, 1.5 km, and from 2 to 8 km by 1 km. The horizontal lines indicate the standard deviation of the measurements within each vertical bin. MVKMAC stands for the sum MVK+MACR+0.44 ISOPOOH. Both the modelled HPALD (dotted line) and HPALD+ICHE (solid line) are shown on the $\text{C}_5\text{H}_8\text{O}_3$ panel.

mechanism ($2 \cdot 10^{-4}$ at room conditions, see Note N71) for the $\text{CH}_3\text{O}_2 + \text{NO}$ reaction, well below the experimental determination ($1\% \pm$

0.7% in tropospheric conditions) of Butkovskaya et al. (2012). Although a higher yield ($\sim 3 \cdot 10^{-4}$) would still remain compatible with the SEAC⁴RS measurement (by assuming lower oceanic emissions), much higher values as reported by Butkovskaya et al. would lead to huge overestimations of CH₃ONO₂ mixing ratios in the troposphere.

4.4 Global budget of formic and acetic acid

5 The calculated global photochemical source of formic acid amounts to 5.6 TgC or 21 Tg(HC(O)OH) per year (Table 5). Although the model simulation incorporates newly proposed formation mechanisms, as detailed below, this total is lower than several previous model estimations (Paulot et al., 2011; Stavrakou et al., 2012; Millet et al., 2015), for several reasons. Firstly, the global isoprene source in our simulation (366 TgC/yr) is near the low end of the range of previous estimates (Arnth et al., 2011; Sindelarova et al., 2014). Furthermore, the formation of HC(O)OH in the oxidation of glycolaldehyde and hydroxyacetone implemented in several studies is omitted here, since the original experimental findings by Butkovskaya et al. (2006a, b) could not be confirmed (Orlando et al., 2012) and might not be effective in atmospheric conditions. HC(O)OH production from isoprene ozonolysis (1 TgC/yr) is lower than previous estimates (e.g. 1.8 and 2.3 TgC/yr in Paulot et al. (2011) and Stavrakou et al. (2012), respectively) despite our high assumed yield (0.58) of stabilized Criegee (CH₂OO). This is due to the combination of (1) low direct formation yield of HC(O)OH in the CH₂OO reaction with the water dimer (Sheps et al., 2017), (2) high deposition sink of HMHP (over $\sim 50\%$ of its global production) resulting from its high solubility and high deposition velocities over forests (Nguyen et al., 2015b; Müller et al., 2018), and (3) the HC(O)OH yield of only 0.45 in the reaction of HMHP with OH recently estimated from experiment (Allen et al., 2018). The very good model agreement against the SEAC⁴RS measurements of HMHP over the Southeastern U.S. suggests an essentially correct model representation of its production and sink rate, and therefore of the contribution of alkene ozonolysis to the budget of formic acid.

Vinyl alcohol (VA), originally proposed as possible source of formic acid by Archibald et al. (2007), received full attention when acetaldehyde phototautomerization to VA was shown in the laboratory to be efficient (Andrews et al., 2012) and represent a sizable source of formic acid of the order of 3 TgC/yr (Cady-Perreira et al., 2014; Millet et al., 2015). However, a recent, more detailed experimental evaluation of the phototautomerization yield led to a downward revision of the global source to about 0.8 TgC/yr (Shaw et al., 2018), in good agreement with our model calculations (Table 5). This source could be even lower if VA tautomerizes back to acetaldehyde (da Silva et al., 2010), but acid-catalyzed VA tautomerization was shown to be negligible, and aerosol-mediated tautomerization remains speculative (Peeters et al., 2015).

Another source of VA and of other enols has been identified: the photolysis of hydroperoxycarbonyls (Liu et al., 2018). Our results (Table 5) indicate that the photolysis of hydroperoxyacetaldehyde (HPAC) is a larger source of VA (and therefore of HC(O)OH) than CH₃CHO tautomerization. The sources of HPAC (4.7 Tg/yr globally) include the oxidation of acetaldehyde by OH (35% of total), the photolysis of MVKOOH (35%) and several other pathways in isoprene oxidation, in particular through the isoprene hydroxyperoxy radical 1,6 H-shift pathway. In addition, the photolysis of the HPALDs, of C₄ hydroperoxydicarbonyls (HPDIAL and HPKETAL) also generated from the isomerisation pathway, and of nitroxyenals (NC4CHO) formed from isoprene + NO₃ all lead partly to keto-enols (HMAC and HMVK) which are oxidized for a large part into HC(O)OH following their reaction with OH, adopting a similar mechanism as for VA (So et al., 2014). The photolysis and deposition of HMVK and HMAC are found to be minor sinks ($\sim 5\%$ and 10% of their global sink, respectively). Finally, hydroperoxycarbonyls formed from minor pathways in the ISOPOOH degradation mechanism are photolyzed in part into other enol compounds, which are partly oxidized to HC(O)OH (along with MVK or MACR). The estimated combined HC(O)OH source due to hydroperoxycarbonyl photolysis amounts to 2.25 TgC/yr, exceeding in magnitude the source due to alkene ozonolysis (1.5 TgC/yr). As seen on Fig. 10(a), the contribution of this source to near-surface HC(O)OH concentrations is highest over remote oceanic

Table 5. Global sources of HC(O)OH in the model simulation.

| | Tg(C)/yr | Tg(HC(O)OH)/yr |
|------------------------------------|----------|----------------|
| <i>Direct emissions</i> | | |
| Biomass burning | 0.78 | 3.0 |
| Biogenic | 1.46 | 5.6 |
| Anthropogenic | 0.58 | 2.2 |
| <i>Photochemical production</i> | | |
| ISOP + O ₃ | 0.95 | 3.6 |
| Other Alkenes ozonolysis | 0.52 | 2.0 |
| C ₂ H ₂ + OH | 0.69 | 2.6 |
| APIN + OH | 0.41 | 1.6 |
| VA + OH | 1.66 | 6.4 |
| from CH ₃ CHO + hν | 0.76 | 2.9 |
| from OCHCH ₂ OOH + hν | 0.90 | 3.4 |
| ISOP + OH (various pathways) | 1.36 | 5.2 |
| HMAC/HMVK + OH | 0.91 | 3.5 |
| ISOPOOH + OH | 0.44 | 1.7 |
| <i>Total source</i> | | |
| Global | 8.4 | 32 |

areas (up to 50%) and is comparatively much lower over biomass burning and biogenic emission areas. This is partly due to HPAC formation due to oceanic acetaldehyde emissions, and to the significant share of direct biogenic and pyrogenic emissions to the global HC(O)OH budget (Table 5). Nevertheless, hydroperoxycarbonyl photolysis enhances HC(O)OH levels by ~20% (up to 150 pptv) near the surface over vegetated areas such as Amazonia (Fig. 10(a)), and by > 30% at higher tropospheric levels (not shown).

5 The largest known photochemical source of CH₃C(O)OH is the reaction of acetylperoxy radical CH₃C(O)O₂ with peroxy radicals (HO₂ and RO₂), amounting to ~16 TgC/yr globally (Table 6). This is very consistent with a previous model estimate (18 TgC/yr) by Paulot et al. (2011) but significantly lower than the estimate of Khan et al. (2018) (close to 30 TgC/yr). Our calculated contribution of CH₃C(O)O₂ + RO₂ reactions (~2.3 TgC/yr) is smaller than in Paulot et al. (2011) (~5.6 TgC/yr). It could be underestimated if the CH₃C(O)OH-forming channel ratio for the reactions of CH₃C(O)O₂ with major non-tertiary peroxy radicals would be significantly higher
10 than the value assumed here for most reactions (0.1), which is based on the case of CH₃C(O)O₂ + CH₃O₂ (Atkinson et al., 2006). The high reported CH₃C(O)OH yield (0.5) (Atkinson et al., 2006) in the case of CH₃C(O)O₂ + CH₃C(O)CH₂O₂ is implemented in our mechanism but assumed to be atypical.

The additional source of acetic acid due to the photolysis of hydroperoxyacetone (HPACET) and involving the oxidation of methylvinyl alcohol (MVA) by OH enhances the estimated global photochemical production of CH₃C(O)OH by 4.3 TgC/yr or 26% (Table 6). The global
15 source of HPACET (23 TgC/yr) is dominated by the acetyl peroxy radical reaction with HO₂ (15 TgC/yr) and by the isoprene peroxy isomerisation pathway (2.4 TgC/yr through the 1,4 H-shift of DIHPCARP2 and 2.7 TgC/yr from the photooxidation of carbonyl hydroperoxyepoxides ICPE). The precise mechanisms for the formation of HPACET (also HPAC) in the isomerisation pathway remain uncertain.

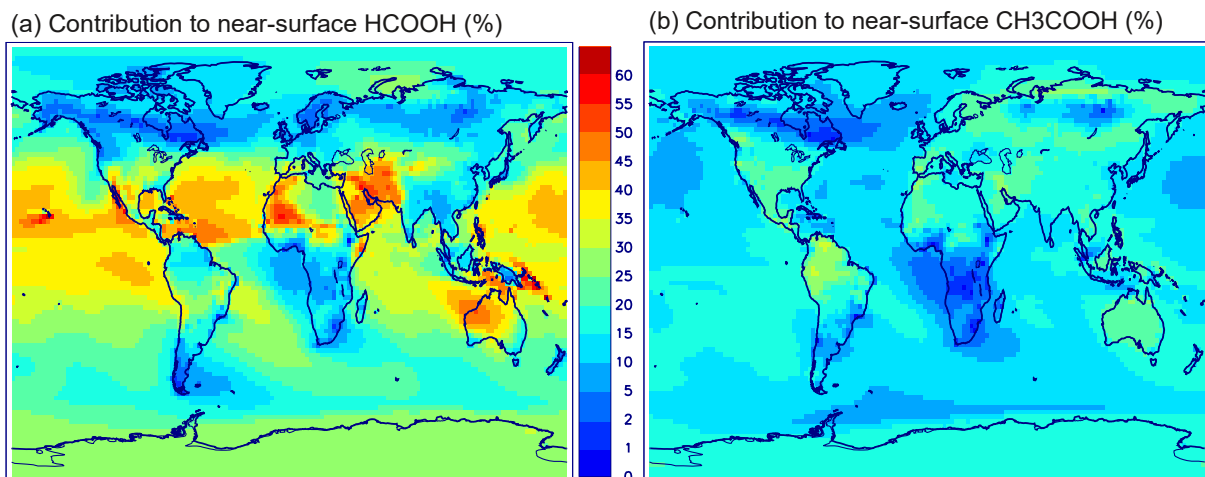


Figure 10. Calculated percentage contribution of hydroperoxycarbonyl photolysis to near-surface concentrations of (a) formic and (b) acetic acid for the month of July.

Table 6. Global sources of $\text{CH}_3\text{C}(\text{O})\text{OH}$ in the model simulation.

| | $\text{Tg}(\text{C})/\text{yr}$ | $\text{Tg}(\text{CH}_3\text{C}(\text{O})\text{OH})/\text{yr}$ |
|---|---------------------------------|---|
| <i>Direct emissions</i> | | |
| Biomass burning | 5.7 | 14.3 |
| Anthropogenic | 2.6 | 6.6 |
| <i>Photochemical production</i> | | |
| $\text{CH}_3\text{C}(\text{O})\text{O}_2 + \text{HO}_2$ | 14.0 | 35.0 |
| $\text{CH}_3\text{C}(\text{O})\text{O}_2 + \text{RO}_2$ | 2.3 | 5.7 |
| HPACET + $h\nu$ (+OH) | 4.3 | 10.9 |
| from isoprene oxidation | 2.1 | 5.2 |
| from acetone oxidation | 1.5 | 3.8 |
| other | 0.7 | 1.8 |
| Other | 0.2 | 0.5 |
| <i>Total source</i> | | |
| Global | 29.1 | 73 |

Photolysis accounts for 69% of the global HPACET sink, whereas reaction with OH and deposition account for 26 and 5%, respectively. The only significant sink of MVA, the main product of HPACET photolysis, is reaction with OH, assumed to form $\text{CH}_3\text{C}(\text{O})\text{OH}$ (along with OH and HCHO) with a 50% yield, following a mechanism similar as for $\text{VA} + \text{OH}$ (So et al., 2014). The calculated contribution of HPACET photolysis to the $\text{CH}_3\text{C}(\text{O})\text{OH}$ concentration (Fig. 10(b)) is highest over forests (except in areas impacted by biomass burning), up to 23% (120 pptv) over Southeastern U.S., and 30% (120 pptv) over Amazonia.

Despite the newly-proposed large production of formic and acetic through hydroperoxycarbonyl photolysis, our derived total sources of those acids remains similar as (or even lower than) in previous modelling studies (Paulot et al., 2011; Stavrakou et al., 2012; Millet et al., 2015; Khan et al., 2018), and is therefore insufficient to explain their high observed concentrations. Additional sources are likely at play, such as enol formation through other pathways than those considered here (e.g. in monoterpene and anthropogenic VOC oxidation, e.g. through the photolysis of aldehydes (Tadic et al., 2001a, b)) and the photodegradation of organic aerosols (Paulot et al., 2011; Malecha and Nizkorodov, 2016).

4.5 Global budget of glyoxal

The global sources of glyoxal as calculated by the model are summarized in Table 7. The model includes an important contribution from (mostly anthropogenic) acetylene and aromatic compounds to the glyoxal budget. The glyoxal yields in their reactions with OH (0.74, 0.7, 0.36 and 0.636 for benzene, toluene, xylenes and acetylene, respectively) are obtained from the MCM (Saunders et al., 2003; Bloss et al., 2005). Regarding aromatics, this yield includes not only primary formation but also later-generation production (Chan Miller et al., 2016). Contrary to previous model evaluations (Fu et al., 2008; Stavrakou et al., 2009b; Li et al., 2016; Chan Miller et al., 2017; Silva et al., 2018), isoprene oxidation is not found to be a very large source of glyoxal, except for the significant contribution of glycolaldehyde oxidation by OH which amounts to ~ 4.7 TgC/yr of glyoxal. This has several causes. The oxidation of isoprene by NO_3 is now an almost negligible glyoxal source in our mechanism (as in the Caltech mechanism), whereas an overall yield of 35% glyoxal was inferred from the MCMv3.2 mechanism (Stavrakou et al., 2009b). First-generation glyoxal formation from ISOP + OH with a yield of $\sim 2\%$ at high- NO_x through the $\delta\text{-ISOPO}_2 + \text{NO} \rightarrow \delta\text{-ISOPO} + \text{NO}_2$ pathway (Galloway et al., 2011; Peeters and Nguyen, 2012; Nguyen and Peeters, 2015) becomes negligible under ambient atmospheric conditions due to the unimolecular reactions of the $\delta\text{-ISOPO}_2$ reactions (O_2 -elimination leading to $\beta\text{-ISOPO}_2$ radicals, and 1,6 H-shift isomerisation) resulting in very small $\delta\text{-ISOPO}_2$ fractions and vanishing $\delta\text{-ISOPO}$ formation in the atmosphere (Peeters et al., 2014; Teng et al., 2017).

Furthermore, the oxidation of isoprene hydroxyepoxides (IEPOX), which was believed to be a potentially significant glyoxal source (Bates et al., 2014; Li et al., 2016), is found to produce very little glyoxal in atmospheric conditions due to the proposed fast 1,4 H-shift in the peroxy radicals IEPOXBO₂ ($\text{HOCH}_2\text{CH}(\text{OH})\text{C}(\text{CH}_3)(\text{O}_2)\text{CHO}$) formed from IEPOX + OH (Wennberg et al., 2018), outcompeting its reactions with NO and HO₂ (see Note N19). The 1,4 H-shift rate is very uncertain and could be overestimated, but even a factor of 10 reduction of the rate would imply a fairly small glyoxal production due to IEPOX + OH (0.6 TgC/year).

Chan Miller et al. (2017) suggested that the DIHPCARPs from the 1,6 H-shift of $\delta\text{-ISOPO}_2$ partly undergoes a 1,5 H-shift to a dihydroperoxy dicarbonyl (DHDC, e.g. $\text{OCHCH}(\text{OOH})\text{C}(\text{CH}_3)(\text{OOH})\text{CHO}$) which would quickly photolyze to OH + an oxy radical decomposing to glyoxal and other products. However, the yield of DIHPCARPs from $\delta\text{-ISOPO}_2$ isomerisation is now estimated to be much lower than previously assumed; furthermore, even under the assumption that the 1,5 H-shift would be competitive, and although DHDC photolysis should indeed be very rapid, direct OH release (followed by decomposition of the resulting oxy radical) should be negligible (Liu et al., 2018), whereas the expected preferred dissociation pathway involves formyl radical release and subsequent formation of OH and a hydroperoxy dicarbonyl. The latter might form glyoxal upon further photolysis, but at much lower yields than in the mechanism of Chan Miller et al..

Finally, due to the fast photolysis of hydroperoxyacetaldehyde (HPAC), the fraction of the formed HPAC reacting with OH is small (23%), and only a fraction of it gives glyoxal (along with OH).

There are still large uncertainties in the mechanism, however, and direct experimental constraints on the glyoxal yields in real atmospheric conditions are lacking. Further work is needed to refine the above estimates and identify additional sources, since model evaluations against

Table 7. Global sources of glyoxal in the model simulation.

| | Tg(C)/yr | Tg(GLY)/yr |
|--------------------------------------|----------|------------|
| <i>Direct emissions</i> | | |
| Biomass burning | 1.58 | 3.8 |
| <i>Photochemical production</i> | | |
| C ₂ H ₂ + OH | 2.39 | 5.8 |
| Aromatics + OH | 3.78 | 9.1 |
| Monoterpenes oxidation | 3.67 | 8.9 |
| GLYALD + OH | 4.69 | 11.3 |
| IEPOX + OH | 0.08 | 0.2 |
| OCHCH ₂ OOH + OH | 0.38 | 0.9 |
| HPALDs | 0.92 | 0.6 |
| ISOPOOH + OH | 0.89 | 2.2 |
| ISOP + NO ₃ | 0.09 | 0.2 |
| Other pathways in isoprene oxidation | 1.13 | 2.7 |
| <i>Total source</i> | | |
| Global | 19.6 | 47 |

spaceborne and in situ glyoxal measurements suggest a large photochemical source (Stavrakou et al., 2009b; Li et al., 2016; Silva et al., 2018).

5 Conclusions

We have presented a new BVOC oxidation mechanism for use in large-scale tropospheric chemistry-transport models. Its main focus is on isoprene, owing to its high chemical complexity and very large share of global BVOC emissions: of the 105 organic chemical species included in the mechanism, 97 compounds (74 stable compounds and 23 radicals) are involved in the chemical degradation of isoprene alone. This mechanism incorporates all major mechanistic advances from recent studies, in particular those affecting the budget of HO_x and NO_x radicals. Mainly thanks to HO_x formation in isomerisation reactions of isoprene-derived peroxy radicals, and further OH recycling through secondary reactions, the mechanism goes a long way in explaining the large underestimations of modelled OH concentrations in isoprene-rich, NO_x-poor areas which prompted the community to search for OH-recycling mechanisms about a decade ago (Lelieveld et al., 2008; Hofzumahaus et al., 2009). The representation of monoterpene chemistry is much cruder, due to the still very poor understanding of its formidably complex mechanism. The simple monoterpene mechanism included here is only meant to provide an approximate reproduction of the yield of key OVOCs produced in their oxidation, based on box model simulations with the Master Chemical Mechanism (MCM).

Although smaller than e.g. the Caltech mechanism or the MCMv3.3.1, this isoprene mechanism is larger than most mechanisms implemented in large-scale models, and probably more detailed than strictly needed for many modelling purposes, such as the prediction of isoprene impacts on HO_x, NO_x, and ozone. Reduction techniques could be implemented to lighten the mechanism while retaining its most essential predictions, but since its current size and degree of detail can be handled by MAGRITTE, we find it useful to keep it as is in order to

facilitate further analysis of model results and future mechanism updates. As pointed out by Wennberg et al. (2018), the distinction between isoprene peroxy radicals resulting from OH addition to C1 and C4 is essential in view of the order-of-magnitude difference in bulk isomerisation rates (Fig. 6) and in the difference in the nature of the resulting products. For example, the distinction impacts also the fate of the first-generation hydroxynitrates, given the efficient hydrolysis of the tertiary 1,2-isoprene hydroxynitrate. Note that the hydrolysis rates remain very uncertain. Due to our assumption of very fast tertiary nitrate hydrolysis ($\gamma = 0.03$), about 50% of the global sink of the 1,2-isoprene hydroxynitrate is due to this process. The rate might be possibly too high, but it accounts for the fast overall hydroxynitrate loss observed in campaign measurements. This aspect of the mechanism will be revised when quantitative experimental determinations of heterogeneous processes and rates will become available.

Although many parts of our isoprene mechanism rely on the Caltech mechanism, there are notable differences. Most importantly, the 1,6 H-shift of the Z- δ -hydroperoxy radicals generate HPALD at high yield (75% vs. 25% in the Caltech mechanism), whereas the DIHPCARPs turn out to be minor compounds, undergoing H-shift reactions along lines differing from previous work. This product distribution is fully consistent with the recent experimental results of Berndt et al. (2019), supported and complemented by earlier theoretical results (Peeters and Nguyen, 2012; Peeters et al., 2014).

Another major difference between the present and previous isoprene mechanisms lies in the very fast photolysis of α -hydroperoxycarbonyls (Liu et al., 2018), leading in several important cases to the formation of an enol which is for a large part oxidized by OH into formic or acetic acid. Also new to this mechanism, HC(O)OH is formed from the OH-oxidation of keto-enols (HMVK and HMAc) produced from the photolysis of several multifunctional carbonyls. This pathway of HMVK/HMAc is all the more relevant as their photolysis is likely much slower than previously thought. More generally, the oxidation of enols formed from the oxidation of isoprene, acetaldehyde and acetone by OH is a potentially large, previously unsuspected source of carboxylic acids here estimated at $9 \text{ Tg}(\text{HC}(\text{O})\text{OH}) \text{ yr}^{-1}$ (slightly larger than the contribution of alkene ozonolysis) and $11 \text{ Tg}(\text{CH}_3\text{C}(\text{O})\text{OH}) \text{ yr}^{-1}$. This source amounts to a significant share ($\sim 28\%$ for HC(O)OH and 15% for CH₃C(O)OH) of the total identified global source, which remains however largely insufficient to account for the atmospheric observations for both compounds (e.g., Paulot et al. (2011)). Further experimental and theoretical studies of multifunctional carbonyl photolysis and enol oxidation are required to confirm and refine those estimates. The source could be larger due to the neglected contribution of hydroperoxycarbonyls formed from higher anthropogenic NMVOCs (e.g. higher ketones and their precursors) and possibly monoterpenes. Moreover, the contribution of acetaldehyde photooxidation could be much higher than estimated here, considering the large underestimation of its calculated concentrations at remote locations (Read et al., 2012).

Evaluation of MAGRITTE and of its new chemical mechanism against the SEAC⁴RS campaign measurements indicates a good overall model performance for the main isoprene oxidation products. Heterogeneous reactions of IEPOX and organic nitrates on aerosols are a large area of uncertainty, with suggestions of heterogeneous sink overestimation for tertiary organic nitrates and sink underestimations for other isoprene nitrates. The total RONO₂ concentrations are underestimated by about 40%, possibly due to misrepresentations of nitrates from e.g. monoterpenes and anthropogenic precursors. The low observed CH₃ONO₂ levels are well reproduced by the model, providing a strong indication for a very low nitrate yield ($< 3 \cdot 10^{-4}$) in the CH₃O₂+NO reaction.

Code and data availability. The chemical mechanism is available at <http://doi.org/10.18758/71021042> in KPP (Kinetic Pre-Processor) format (last access: 15 April 2019), including equation and species files, fortran code for calculating the reaction rates, and absorption cross-sections data files for polyfunctional carbonyls. Other relevant subroutines of the MAGRITTE model can be made available upon request

(email: Jean-Francois.Muller@aeronomie.be). The SEAC⁴RS airborne trace gas measurements are available from the NASA LaRC Airborne Science Data for Atmospheric Composition (<https://www-air.larc.nasa.gov/missions/merges/>, last access: 15 April 2019).

Author contributions. JFM and JP elaborated the mechanism and drafted the manuscript, JFM and TS conducted the model calculations, all authors analyzed the model results.

5 *Competing interests.* The authors declare that they have no conflict of interest.

Acknowledgements. This research was supported by the Belgian Science Policy Office through the projects TROVA (2016–2018) within the ESA/PRODEX programme, OCTAVE (2017–2021) within the BRAIN-be research programme, and BIOSOA within the SSD program (2006-2010). We gratefully acknowledge the PIs and data managers of the NASA SEAC⁴RS campaign for the measurements used in this work.

References

- Allen, H. M., Crounse, J. D., Bates, K. H., Teng, A. P., Krawiec-Thayer, M. P., Rivera-Rios, J. C., Keutsch, F. N., St. Clair, J. M., Hanisco, T. F., Moller, K. H., Kjaergaard, H. G., and Wennberg, P. O.: Kinetics and product yields of the OH initiated oxidation of hydroxymethyl hydroperoxide, *J. Phys. Chem. A*, 122, 6292–6302, 2018.
- 5 Anderson, D. C., Loughner, C. P., Diskin, G., Weinheimer, A., Canty, T. P., Salawitch, R. J., Worden, H. M., Fried, A., Mikoviny, T., Wisthaler, A., and Dickerson, R. R.: Measured and modeled CO and NO_y in DISCOVER-AQ: An evaluation of emissions and chemistry over the eastern US, *Atmos. Environ.*, 96, 78–87, 2014.
- Andrews, D., Heazlewood, B. R., Maccarone, A. T., Conroy, T., Payne, R. J., Jordan, M. J. T., and Kable, S. H.: Photo-tautomerization of acetaldehyde to vinyl alcohol: A potential route to tropospheric acids, *Science*, 337, 1203–1208, 2012.
- 10 Archibald, A., R., M. M., Taatjes, C. A., Percival, C. J., and Shallcross, D. E.: Atmospheric transformation of enols: A potential secondary source of carboxylic acids in the urban troposphere, *Geophys. Res. Lett.*, 34, L21801, 2007.
- Arey, J., Aschmann, S. M., Kwok, E. S. C., and Atkinson, R.: Alkyl nitrate, hydroxyalkyl nitrate, and hydroxycarbonyl formation from the NO_x-air photooxidations of C₅-C₈ n-alkanes, *J. Phys. Chem. A*, 105, 1020–1027, 2001.
- Arneth, A., Schurgers, G., Lathièrre, J., Duhl, T., Beerling, D. J., Hewitt, C. N., Martin, M., and Guenther, A.: Global terrestrial isoprene
15 emission models: sensitivity to variability in climate and vegetation, *Atmos. Chem. Phys.*, 11, 8037–8052, 2011.
- Asatryan, R., da Silva, G., and Bozzelli, J.W.: Quantum chemical study of the acrolein (CH₂CHCHO) + OH + O₂ reactions, *J. Phys. Chem. A*, 114, 8302–8311, 2010.
- Assaf, E., Song, B., Tomas, A., Schoemaeker, C. and Fittschen, C.: The rate constant of the reaction between CH₃O₂ radicals and OH radicals revisited, *J. Phys. Chem. A*, 120, 8923–8932, 2016.
- 20 Assaf, E., Sheps, L., Whalley, L., Heard, D., Tomas, A., Schoemacker, C. and Fittschen, C.: The reaction between CH₃O₂ and OH radicals: Product yields and atmospheric implications, *Environ. Sci Technol.*, 51, 2170–2177, 2017.
- Assaf, E., Schoemacker, C., Vereecken, L., and Fittschen, C.: Experimental and theoretical investigation of the reaction of RO₂ radicals with OH radicals: Dependence of the HO₂ yield on the size of the alkyl group, *Int. J. Chem. Kinet.*, 1–11, 2018.
- Atkinson, R., Baulch, D. L., Cox, R. A., Crowley, J. N., Hampson, R. F., Hynes, R. G., Jenkin, M. E., Rossi, M. J., and Troe, J.: Evaluated
25 kinetic and photochemical data for atmospheric chemistry: Volume II - gas phase reactions of organic species, *Atmos. Chem. Phys.*, 6, 3625–4055, 2006.
- Back, R. A., and Yamamoto, S.: The gas-phase photochemistry and thermal decomposition of glyoxylic acid, *Can. J. Chem.*, 63, 542–548, 1985.
- Baeza-Romero, M. T., Glowacki, D. R., Blitz, M. A., Heard, D. E., Pilling, M. J., Rickard, A. R., and Seakins, P. W.: A combined experimental
30 and theoretical study of the reaction between methylglyoxal and OH/OD radical: OH regeneration, *Phys. Chem. Chem. Phys.*, 9, 4114–4128, 2007.
- Barnes, I., Becker, K. H., Zhu, T.: Near UV absorption spectra and photolysis products of difunctional organic nitrates: Possible importance as NO_x reservoirs, *J. Atmos. Chem.*, 17, 353–373, 1993.
- Baulch, D. L., Bowman, C. T., Cobos, C. J., Cox, R. A., Just, T., Kerr, J. A., Pilling, M. J., Stocker, D., Troe, J., Tsang, W., Welker, R. W.,
35 and Warnatz, J.: Evaluated kinetic data for combustion modeling: Supplement II, *J. Phys. Chem. Ref. Data*, 34, 2005.
- Bates, K. H., Crounse, J. D., St Clair, J. M., Bennet, N. B., Nguyen, T. B., Seinfeld, J. H., Stoltz, B. M., and Wennberg, P. O.: Gas phase production and loss of isoprene epoxydiols, *J. Phys. Chem. A*, 118, 1237–1246, 2014.

- Bates, K. H., Nguyen, T. B., Teng, A. P., Crounse, J. D., Kjaergaard, H. G., Stoltz, B. M., Seinfeld, J. H., and Wennberg, P. O.: Production and fate of C₄ dihydroxycarbonyl compounds from isoprene oxidation, *J. Phys. Chem. A*, 120, 106–117, 2016.
- Bauwens, M., Stavrou, T., Müller, J.-F., De Smedt, I., Van Roozendaal, M., van der A, R. J., Wiedinmyer, C., Kaiser, J. W., Sindelarova, K., and Guenther, A. Nine years of global hydrocarbon emissions based on source inversion of OMI formaldehyde observations, *Atmos. Chem. Phys.*, 16, 10133–10158, 2016.
- Bauwens, M., Stavrou, T., Müller, J.-F., Van Schaeybroeck, B., De Cruz, L., De Troch, R., Giot, O., Hamdi, R., Termonia, P., Laffineur, Q., Amelynck, C., Schoon, N., Heinesch, B., Holst, T., Arneth, A., Ceulemans, R., Sanchez-Lorenzo, A., and Guenther, A.: Recent past (1979–2014) and future (2070–2099) isoprene fluxes over Europe simulated with the MEGAN-MOHYCAN model, *Biogeosciences*, 15, 3673–3690, <https://doi.org/10.5194/bg-15-3673-2018>, 2018.
- 10 Berndt, T., Jokinen, T., Sipilä, M., Mauldin III, R. L., Herrmann, H., Stratmann, F., Junninen, H. and Kulmala, M.: H₂SO₄ formation from the gas-phase reaction of stabilized Criegee Intermediate with SO₂: Influence of water vapour content and temperature, *Atmos. Environ.*, 89, 603–612, 2014.
- Berndt, T., Huttinen, N., Herrmann, H., and Hansel, A.: First oxidation products from the reaction of hydroxyl radicals with isoprene for pristine environmental conditions, *Commun. Chem.*, 2, 21, 2019.
- 15 Bloss, C., Wagner, V., Jenkin, M. E., Volkamer, R., Bloss, W. J., Lee, J. D., Heard, D. E., Witz, K., Martin-Reviejo, M., Rea, G., Wenger, J. C., and Pilling, M. J.: Development of a detailed chemical mechanism (MCMv3.1) for the atmospheric oxidation of aromatic hydrocarbons, *Atmos. Chem. Phys.*, 5, 641–664, 2005.
- Bossolasco, A., Farago, E. P., Schoemaker, C., and Fittschen, C.: Rate constant of the reaction between CH₃O₂ and OH radicals, *Chem. Phys. Lett.*, 593, 7–13, 2014.
- 20 Bottorff, B., Lew, M., Rickly, P. and Stevens, P. S.: HOx radical chemistry in a forested environment during PROPHET-AMOS 2016: Model comparisons and radical budget, AGU (American Geophysical Union) Fall Meeting, Washington D. C., december 2018.
- Browne, E. C., Min, K.-E., Wooldridge, P. J., Apel, E., Blake, D. R., Brune, W. H., Cantrell, C. A., Cubison, M. J., Diskin, G. S., Jimenez, J. L., Weinheimer, A. J., Wennberg, P. O., Wisthaler, A., and Cohen, R. C.: Observations of total RONO₂ over the boreal forest: NOx sinks and HNO₃ sources, *Atmos. Chem. Phys.*, 13, 4543–4562, 2013.
- 25 Browne, E. C., Wooldridge, P. J., Min, K.-E., Cohen, R. C.: On the role of monoterpene chemistry in the remote continental boundary layer, *Atmos. Chem. Phys.*, 14, 1225–1238, 2014.
- Burkholder, J. B., Sander, S. P., Abbatt, J. P. D., Barker, J. R., Huie, R. E., Kolb, C. E., Kurylo, M. J., Orkin, V. L., Wilmouth, D. M., and Wine, P. H.: Chemical Kinetics and Photochemical Data for Use in Atmospheric Studies, Evaluation number 18. JPL Publication 15–10, Jet Propulsion Laboratory, Pasadena, 2015.
- 30 Butkovskaya, N. I., Pouvesle, N., Kukui, A., Mu, Y., and Le Bras, G.: Mechanism of the OH-initiated oxidation of hydroxyacetone over the temperature range 236–298 K, *J. Phys. Chem. A*, 110, 6833–6843, 2006a.
- Butkovskaya, N. I., Pouvesle, N., Kukui, A., and Bras, G. L.: Mechanism of the OH-initiated oxidation of glycolaldehyde over the temperature Range 233–296 K, *J. Phys. Chem.*, 110, 13492–13499, 2006b.
- Butkovskaya, N. I., Kukui, A., and Le Bras, G.: Pressure and temperature dependence of methyl nitrate formation in the CH₃O₂ + NO
- 35 Reaction, *J. Phys. Chem. A*, 116, 5972–5980, 2012.
- Cady-Pereira, K. E., Chaliyakunnel, S., Shephard, M. W., Millet, D. B., Luo, M., and Wells, K. C.: HCOOH measurements from space: TES retrieval algorithm and observed global distribution, *Atmos. Meas. Tech.*, 7, 2297–2311, 2014.

- Calvert, J. G., Mellouki, A., Orlando, J., Pilling, M., and Wallington, T.: The mechanisms of atmospheric oxidation of the oxygenates, Oxford University Press, New York, 1619 pp., 2011.
- Capouet, M., Peeters J., Nozière B. and Müller, J.-F.: Alpha-pinene oxidation by OH: simulations of laboratory experiments, *Atmos. Chem. Phys.*, 4, 2285–2311, 2004.
- 5 Caravan, R. L., Khan, M. A. H., Z'ador, J., Sheps, L., Antonov, I. O., Rotavera, B., Ramasesha K. Au, K., Chen, M.-W., Rösch, D., Osborn, D. L., Fittschen, C., Schoemaeker, C., Duncianu, M., Frira, A., Dusanter, S., Tomas, A., Percival, C. J., Shallcross, D. E., and Taatjes, C. A.: The reaction of hydroxyl and methylperoxy radicals is not a major source of atmospheric methanol, *Nat. Commun.*, 9, 4343, 2018.
- Carlton, A. G., de Gouw, J., Jimenez, J. L., Ambrose, J. L., Attwood, A. R., Brown, S., Baker, K. R., Cohen, R. C., Edgerton, S., Farkas, C. M., Farmer, D., Goldstein, A. H., Gratz, L., Guenther, A., Hunt, S., Jaeglé, L., Jaffe, D. A., Mak, J., McClure, C., Nenes, A., Nguyen, T. K., Pierce, J. R., de Sa, S., Selin, N. E., Shah, V., Shaw, S., Shepson, P. B., Song, S., Stutz, J., Surratt, J. D., Turpin, B. J., Warneke, C., Washenfelder, R. A., Wennberg, P. O., and Zhou, X.: Synthesis of the Southeast Atmosphere Studies: Investigating fundamental atmospheric chemistry questions, *Bull. Am. Met. Soc.*, 547–567, 2018.
- 10 Carter, W. P. L., and Atkinson, R.: Alkyl nitrate formation from the atmospheric photooxidation of alkanes; a revised estimation method, *J. Atmos. Chem.*, 8, 165–173, 1989.
- 15 Cazorla, M., Wolfe, G. M., Bailey, S. A., Swanson, A. K., Arkinson, H. L., and Hanisco, T. F.: A new airborne laser-induced fluorescence instrument for in situ detection of formaldehyde throughout the troposphere and lower stratosphere, *Atmos. Meas. Tech.*, 8, 541–552, 2015.
- Chan, A. W. H., Galloway, M. M., Kwan, A. J., Chhabra, P. S., Keutsch, F. N., Wennberg, P. O., Flagan, R. C., and Seinfeld, J. H.: Photooxidation of 2-methyl-3-buten-2-ol (MBO) as a potential source of Secondary Organic Aerosol, *Environ. Sci. Technol.*, 43, 4647–4652, 2009.
- 20 Chan Miller, C., Jacob, D. J., González Abad, G., and Chance, K.: Hotspot of glyoxal over the Pearl River delta seen from the OMI satellite instrument: implications for emissions of aromatic hydrocarbons, *Atmos. Chem. Phys.*, 16, 4631–4639, 2016.
- Chan Miller, C., Jacob, D. J., Marais, E. A., Yu, K., Travis, K. R., Kim, P. S., Fisher, J. A., Zhu, L., Wolfe, G. M., Keutsch, F. N., Kaiser, J., Min, K. E., Brown, S. S., Washenfelder, R., Gonzalez Abad, G., and Chance, K.: Glyoxal yield from isoprene oxidation and relation to formaldehyde: chemical mechanism, constraints from SENEX aircraft observations, and interpretation of OMI satellite data, *Atmos. Chem. Phys.*, 17, 8725–8738, 2017.
- 25 Chao, W., Hsieh, J.-T., Chang, C.-H., and Lin, J. J.-M.: Direct kinetic measurement of the reaction of the simplest Criegee intermediate with water vapor, *Science*, 347, 751–754, 2015.
- Claeys, M., Graham, B., Vas, G., Wang, W., Vermeylen, R., Pashynska, V., Cafmeyer, J., Guyon, P., Andreae, M. O., Artaxo, P., and Maenhaut, W.: Formation of secondary organic aerosols through photooxidation of isoprene, *Science* 303, 1173–1176, 2004.
- Compernelle, S., Ceulemans, K., and Müller, J.-F.: EVAPORATION: a new vapour pressure estimation method for organic molecules including non-additivity and intramolecular interactions, *Atmos. Chem. Phys.*, 11, 9431–9450, 2011.
- Coote, M. L., Collins, M. A., and Radom, L.: Calculation of accurate imaginary frequencies and tunneling coefficients for hydrogen abstraction reactions using IRCmax, *Mol. Phys.*, 101, 1329–1338, 2003.
- 35 Crouse, J. D., Paulot, F., Kjaergaard, H. G., and Wennberg, P. O.: Peroxy radical isomerization in the oxidation of isoprene, *Phys. Chem. Chem. Phys.*, 13, 13607–13613, 2011. Amendment: <http://www.rsc.org/suppdata/cp/c1/c1cp21330j/addition.htm>.
- Crouse, J. D., Knap, H. C., Ørnsø, K. B., Jørgensen, S., Paulot, F., Kjaergaard, H. G., and Wennberg, P. O.: Atmospheric fate of methacrolein. 1. Peroxy radical isomerization following addition of OH and O₂, *J. Phys. Chem. A*, 116, 5756–5762, 2012.

- Crouse, J. D., Nielsen, L. B., Jørgensen, S., Kjaergaard, H. K., and Wennberg, P. O.: Autoxidation of organic compounds in the atmosphere, *J. Phys. Chem. Lett.*, 4, 3513–3520, 2013.
- da Silva, G.: Carboxylic acid catalyzed keto-enol tautomerizations in the gas phase, *Angewandte Chemie*, 122, 7685–7687, 2010.
- D'Ambro, E. L., Møller, K. H., Lopez-Hilfiker, F. D., Schobesberger, S., Liu, J., Shilling, J. E., Kjaergaard, H. G., and Thornton, J. A.:
5 Isomerization of second-generation isoprene peroxy radicals: Epoxide formation and implications for Secondary Organic Aerosol yields, *Environ. Sci. Technol.*, 51, 4978–7987, 2017.
- D'Ambro, E., Schobesberger, S., Gaston, C. J., Lopez-Hilfiker, F., Lee, B. H., Liu, J., Zelenyuk, A., Bell, D., Cappa, C. D., Helgestad, T., Li, Z., Guenther, A., Wang, J., Wise, M., Caylor, R., Surratt, J. D., Riedel, T., Hyttinen, N., Salo, V.-T., Hasan, G., Kurtí, T., Shilling, J. E., and Thornton, J. A.: Chamber-based insights into the factors controlling IEPOX SOA yield, composition, and volatility, *Atmos. Chem. Phys. Discuss.*, <https://doi.org/10.5194/gmd-11-3235-2018>, 2019.
10
- Damian, V., Sandu, A., Damian, M., Potra, F., and Carmichael, G.: The Kinetic PreProcessor KPP – A software environment for solving chemical kinetics, *Comput. Chem. Eng.*, 26, 1567–1579, 2002.
- Dee, D. P., Uppala, Simmons, A. J., Berrisford, P., Poli, P., Kobayashi, S., Andae, U., Balmaseda, M. A., Balsamo, G., Bauer, P., Bechtold, P., Beljaars, A. C. M., van de Berg, L., Bidlot, J., Bormann, N., Delsol, C., Dragani, R., Fuentes, M., Geer, A. J., Haimberger, L., Healy,
15 S. B., Hersbach, H., Hólm, E. V., Isaksen, L., K P., Köhler, M., Matricardi, M., McNally, A. P., Monge-Sanz, B. M., Morcrette, J.-J., Park, B.-K., Peubey, C., de Rosnay, P., Tavolato, C., Thépaut, J.-N., and Vitart, F.: The ERA-Interim reanalysis: configuration and performance of the data assimilation system, *Q. J. R. Meteorol. Soc.*, 137, 553–597, doi:10.1002/qj.828, 2011.
- Dibble, T. S.: Intramolecular hydrogen bonding and double H-Atom transfer in peroxy and alkoxy radicals from isoprene, *J. Phys. Chem. A*, 108, 2199–2207, 2004.
- 20 Fischer, E. V., Jacob, D. J., Millet, D. B., Yantosca, R. M., and Mao, J.: The role of the ocean in the global atmospheric budget of acetone, *Geophys. Res. Lett.*, 39, L01807, 2012.
- Fisher, J. A., Jacob, D. J., Travis, K., Kim, P. S., Marais, E. A., Chan Miller, C., Yu, K., Zhu, L., Yantosca, R. M., Sulprizio, M. P., Mao, J., Wennberg, P. O., Crouse, J. D., Teng, A. P., Nguyen, T. B., St. Clair, J. M., Cohen, R. C., Romer, P., Nault, B. A., Wooldridge, P. J., Jimenez, J. L., Campuzano-Jost, P., Day, D. A., Hu, W., Shepson, P. B., Xiong, F., Blake, D. R., Goldstein, A. H., Misztal, P. K., Hanisco,
25 T. F., Wolfe, G. M., Ryerson, T. B., Wisthaler, A., and Mikoviny, T.: Organic nitrate chemistry and its implications for nitrogen budgets in an isoprene- and monoterpene-rich atmosphere: constraints from aircraft (SEAC⁴RS) and ground-based (SOAS) observations in the Southeast US, *Atmos. Chem. Phys.*, 16, 5969–5991, 2016.
- Flocke, F., Atlas, E., Madronich, S., Schauffler, S. M., Aikin, K., Margitan, J. J., and Bui, T. P.: Observations of methyl nitrate in the lower stratosphere during STRAT: Implications for its gas phase production mechanisms, *Geophys. Res. Lett.*, 25, 1891–1894, 1998.
- 30 Fu, T.-M., Jacob, D. J., Wittrock, F., Burrows, J. P., Vrekoussis, M., and Henze, D. K.: Global budgets of atmospheric glyoxal and methylglyoxal, and implications for formation of secondary organic aerosols, *J. Geophys. Res.*, 113, D15303, 2008.
- Fuchs, H., Hofzumahaus, A., Rohrer, F., Brauers, T., Dorn, H.-P., Häseler, R., Holland, F., Kaminski, M., Li, X., Lu, K., Nehr, S., Tillmann, R., Wegener, R., and Wahner, A.: Experimental evidence for efficient hydroxyl radical regeneration in isoprene oxidation, *Nat. Geosci.*, 6, 1023–1026, 2013.
- 35 Galloway, M. M., Huisman, A. J., Yee, L. D., Chan, A. W. H., Loza, C. L., Seinfeld, J. H., and Keutsch, F. N.: Yields of oxidized volatile organic compounds during the OH radical initiated oxidation of isoprene, methyl vinyl ketone, and methacrolein under high-NO_x conditions, *Atmos. Chem. Phys.*, 11, 10779–10790, 2011.

- Gross, C. B. M., Dillon, T. J., Schuster, G., Lelieveld, J., and Crowley, J. N.: Direct kinetic study of OH and O₃ formation in the reaction of CH₃C(O)O₂ with HO₂, *J. Phys. Chem. A*, 118, 974–985, 2014.
- Guenther, A. B., Jiang, X., Heald, C. L., Sakulyanontvittaya, T., Duhl, T., Emmons, L. K., and Wang, X.: The Model of Emissions of Gases and Aerosols from Nature version 2.1 (MEGAN2.1): an extended and updated framework for modeling biogenic emissions, *Geosci. Model Dev.*, 5, 1471–1492, doi:10.5194/gmd-5-1471-2012, 2012.
- Hallquist, M., C. Wenger, J., Baltensperger, U., Rudich, Y., Simpson, D., Claeys, M., Dommen, J., Donahue, N. M., George, C., Goldstein, A. H., Hamilton, J. F., Herrmann, H., Hoffmann, T., Iinuma, Y., Jang, M., Jenkin, M. E., Jimenez, J. L., Kiendler-Scharr, A., Maenhaut, W., McFiggans, G., Mentel, T. F., Monod, A., Prévôt, A. S. H., Seinfeld, J. H., Surratt, J. D., Szmigielski, R., and Wildt, J.: The formation, properties and impact of secondary organic aerosol: current and emerging issues, *Atmos. Chem. Phys.*, 9, 5155–5236, 2009.
- 10 Hermans, I., Muller, J.-F., Nguyen, T., Jacobs, P., and Peeters, J.: Kinetics of α -hydroxy-alkylperoxy radicals in oxidation processes. HO₂-Initiated oxidation of ketones/aldehydes near the tropopause, *J. Phys. Chem. A*, 109, 4303–4311, 2005.
- Hofzumahaus, A., Rohrer, F., Lu, K., Bohn, B., Brauers, T., Chang, C.-C., Fuchs, H., Holland, F., Kita, K., Kondo, Y., Li, X., Lou, S., Shao, M., Zeng, L., Wahner, A., and Zhang, Y.: Amplified trace gas removal in the troposphere, *Science*, 324, 1702–1704, 2009.
- Huang, G., Brook, R., Crippa, M., Janssens-Maenhout, G., Schieberle, C., Dore, C., Guizzardi, D., Muntean, M., Schaaf, E., and Friedrich, R.: Speciation of anthropogenic emissions of non-methane volatile organic compounds: a global gridded data set for 1970–2012, *Atmos. Chem. Phys.*, 17, 7683–7701, 2017.
- 15 Jacobs, M. I., Burke, W. J. and Elrod, M. J.: Kinetics of the reactions of isoprene-derived hydroxynitrates: gas phase epoxide formation and solution phase hydrolysis, *Atmos. Chem. Phys.*, 14, 8933–8946, 2014.
- Janssens-Maenhout, G., Crippa, M., Guizzardi, D., Dentener, F., Muntean, M., Pouliot, G., Keating, T., Zhang, Q., Kurokawa, J., Wankmüller, R., Denier van der Gon, H., Kuenen, J. J. P., Klimont, Z., Frost, G., Darras, S., Koffi, B., and Li, M.: HTAP_v2.2: a mosaic of regional and global emission grid maps for 2008 and 2010 to study hemispheric transport of air pollution, *Atmos. Chem. Phys.*, 15, 11411–11432, 2015.
- 20 Jenkin, M. E., Boyd, A. A., and Lesclaux, R.: Peroxy radical kinetics resulting from the OH-initiated oxidation of 1,3-butadiene, 2,3-dimethyl-1,3-butadiene and isoprene, *J. Atmos. Chem.*, 29, 267–298, 1998.
- 25 Jenkin, M. E., Young, J. C. and Rickard, A. R.: The MCM v3.3.1 degradation scheme for isoprene, *Atmos. Chem. Phys.*, 15, 11433–11459, 2015.
- Jokinen, T., Sipilä, M., Richters, S., Kerminen, V.-M., Paasonen, P., Stratmann, F., Worsnop, D., Kulmala, M., Ehn, M., Herrmann, H., and Berndt, T.: Rapid autoxidation forms highly oxidized RO₂ radicals in the atmosphere, *Angew. Chem. Int. Ed.*, 53, 1–6, 2014.
- Jokinen, T., Berndt, T., Makkonen, R., Kerminen, V.-M., Junninen, H., Paasonen, P., Stratmann, F., Herrmann, H., Guenther, A. B., Worsnop, D. R., Kulmala, M., Ehn, M., and Sipilä, M.: Production of extremely low volatile organic compounds from biogenic emissions: Measured yields and atmospheric implications, *Proc. Nat. Acad. Sci.*, 112, 7123–7128, 2015.
- 30 Jorand, F., L. Kerhoas, A. Heiss, J. Einhorn, and K. Sahetchian: Determination of the ultraviolet absorption cross section of hexyl-ketohydroperoxides in solution in acetonitrile, *J. Photochem. Photobiol. A*, 134, 119–125, 2000.
- Jørgensen, S., Knap, H. C., Otkjaer, R. V., Jensen, A. M., Kjeldsen, M. L. H., Wennberg, P. O., and Kjaergaard, H. G.: Rapid hydrogen shift scrambling in hydroperoxy-substituted organic peroxy radicals, *J. Phys. Chem A*, 120, 266–275, 2016.
- Khan, M. A. H., Lyons, K., Chhantyal-Pun, R., McGillen, M. R., Caravan, R. L., Taatjes, C. A., Orr-Ewing, A. J., Percival, C. J., and Shallcross, D. E.: Investigating the tropospheric chemistry of acetic acid using the global 3-D chemistry transport model, STOCHEM-CRI, *J. Geophys.*, 123, 6267–6281, 2018.

- Kjaergaard, H. G., Knap, H. C., Ørnsø, K. B., Jørgensen, S., Crouse, J. D., Paulot, F., and Wennberg, P. O.: Atmospheric fate of methacrolein. 2. Formation of lactone and implications for organic aerosol production, *J. Phys. Chem. A*, 116, 5763–5768, 2012.
- Knap, H. C., Schmidt, J. A., and Jørgensen, S.: Hydrogen shift reactions in four methyl-buten-ol (MBO) peroxy radicals and their impact on the atmosphere, *Atmos. Environ.*, 147, 79–87, 2016.
- 5 Kwan, A. J., Chan, A. W. H., Ng, N. L., Kjaergaard, H. G., Seinfeld, J. H., and Wennberg, P. O.: Peroxy radical chemistry and OH radical production during the NO₃-initiated oxidation of isoprene, *Atmos. Chem. Phys.*, 12, 7499–7515, 2012.
- Lee, L., Teng, A. P., Wennberg, P. O., Crouse, J. D., and Cohen, R. C.: On rates and mechanisms of OH and O₃ reactions with isoprene-derived hydroxy nitrates, *J. Phys. Chem. A*, 118, 1622–1637, 2014.
- Lei, X., Chen, D., Wang, W., Liu, F., and Wang, W.: Quantum chemical studies of the OH-initiated oxidation reactions of propenols in the presence of O₂, *Mol. Phys.*, doi: 10.1080/00268976.2018.1537527, 2018.
- Lelieveld, J., Butler, T. M., Crowley, J. N., Dillon, T. J., Fischer, H., Ganzeveld, L., Harder, H., Lawrence, M. G., Martinez, M., Taraborrelli, D., and Williams, J.: Atmospheric oxidation capacity sustained by a tropical forest, *Nature*, 452, 737–740, 2008.
- Lelieveld, J., Gromov, S., Pozzer, A., and Taraborrelli, D.: Global tropospheric hydroxyl distribution, budget and reactivity, *Atmos. Chem. Phys.*, 16, 12477–12496, 2016.
- 15 Levine, R. D., and Bernstein, R. B.: *Molecular reaction dynamics and chemical reactivity*, Oxford University Press, 1987.
- Lewis, T. R., Blitz, M. A., Heard, D. E., and Seakins, P. W.: Direct evidence for a substantive reaction between the Criegee intermediate, CH₂OO, and the water vapour dimer, *Phys. Chem. Chem. Phys.*, 17, 4859–4863, 2015.
- Li, J., Mao, J., Min, K.-E., Washenfelder, R., Brown, S. S., Kaiser, J., Keutsch, F. N., Volkamer, R., Wolfe, G. M., Hanisco, T. F., Pollack, I. B., Ryerson, T. B., Graus, M., Gilman, J. B., Lerner, B. M., Warneke, C., de Gouw, J. A., Middlebrook, A. M., Liao, J., Welti, A.,
- 20 Henderson, B. H., McNeill, V. F., Hall, S. R., Ullmann, K., Donner, L. J., Paulot, F., and Horowitz, L. W. Observational constraints on glyoxal production from isoprene oxidation and its contribution to organic aerosol over the Southeast United States, *J. Geophys. Res.*, 121, doi:10.1002/2016JD025331, 2016.
- Li, J., Mao, J., Fiore, A. M., Cohen, R. C., Crouse, J. D., Teng, A. P., Wennberg, P. O., Lee, B. H., Lopez-Hilfiker, F. D., Thornton, J. A., Peischl, J., Pollack, I. B., Ryerson, T. B., Veres, P., Roberts, J. M., Neuman, J. A., Nowak, J. B., Wolfe, G. M., Hanisco, T. F., Fried, A.,
- 25 Singh, H. B., Dibb, J., Paulot, F., and Horowitz, L. W.: Decadal changes in summertime reactive oxidized nitrogen and surface ozone over the Southeast United States, *Atmos. Chem. Phys.*, 18, 2341–2361, 2018.
- Liggio, J., Li, S.-M., and McLaren, R.: Reactive uptake of glyoxal by particulate matter, *J. Geophys. Res.*, 110, D10304, 2005.
- Lin, Y.-H., Zhang, Z., Docherty, K. S., Zhang, H., Budisulistiorini, S. H., Rubitschun, C. L., Shaw, S. L., Knipping, E. M., Edgerton, E. S., Kleindienst, T. E., Gold, A., and Surratt, J. D.: Isoprene epoxydiols as precursors to secondary organic aerosol formation: acid-catalyzed
- 30 reactive uptake studies with authentic compounds, *Environ. Sci.*, 46, 250–258, 2012.
- Lin, Y.-H., Zhang, H., Pye, H. O. T., Zhang, Z., Marth, W. J., Park, S., Arashiro, M., Cui, T., Budisulistiorini, S. H., Sexton, K. G., Vizuete, W., Xie, Y., Luecken, D. J., Piletic, I. R., Edney, E. O., Bartolotti, L. J., Glod, A., and Surratt, J. D.: Epoxide as a precursor to secondary organic aerosol formation from isoprene photooxidation in the presence of nitrogen oxides, *Proc. Nat. Acad. Sci.*, 110, 6718–6723, 2013.
- Liu, Y. J., Herdinger-Blatt, I., McKinney, K. A., and Martin, S. T.: Production of methyl vinyl ketone and methacrolein via the hydroperoxyl
- 35 pathway of isoprene oxidation, *Atmos. Chem. Phys.*, 13, 5715–5730, 2013.
- Liu, J. M., D'Ambro, E., Lee, B. H., Lopez-Hilfiker, F. D., Zaveri, R. A., Rivera-Rios, J. C., Keutsch, F. N., Iyer, S., Kurten, T., Zhang, Z., F., Gold, A., Surratt, J. D., Shilling, J. E., and Thornton, J. A.: Efficient isoprene secondary organic aerosol formation from a non-IEPOX pathway, *Environ. Sci Technol.*, 50, 9872–9880, 2016.

- Liu, Z., Nguyen, V. S., Harvey, J., Müller, J.-F. and Peeters, J.: Theoretically derived mechanisms of HPALD photolysis in isoprene oxidation, *Phys. Chem. Chem. Phys.*, 19, 9096–9106, 2017.
- Liu, Z., Nguyen, V. S., Harvey, J., Müller, J.-F. and Peeters, J.: The photolysis of α -hydroperoxycarbonyls, *Phys. Chem. Chem. Phys.*, 20, 6970–6979, 2018.
- 5 Madronich, S.: UV radiation in the natural and perturbed atmosphere, in *Environmental Effects of Ultraviolet Radiation*, edited by: Tevini, M., 17–69, Lewis, Boca Raton, Florida, 1993.
- Magneron, I., Mellouki, A., and Le Bras, G.: Photolysis and OH-initiated oxidation of glycolaldehyde under atmospheric conditions, *J. Phys. Chem. A*, 109, 4552–4561, 2005.
- Malecha, K. T., and Niskodorov, S. A.: Photodegradation of secondary organic aerosol particles as a source of small, oxygenated volatile
10 organic compounds, *Environ. Sci. Technol.*, 50, 9990–9997, 2016.
- Mao, J., Carlton, A., Cohen, R. C., Brune, W. H., Brown, S. S., Wolfe, G. M., Jimenez, J. L., Pye, H. O. T., Lee Ng, N., Xu, L., McNeill, V. F., Tsigaridis, K., McDonald, B. C., Warneke, C., Guenther, A., Alvarado, M. J., de Gouw, J., Mickley, L. J., Leibensperger, E. M., Mathur, R., Nolte, C. G., Portmann, R. W., Unger, N., Tosca, M., and Horowitz, L. W.: Southeast Atmosphere Studies: Learning from model-observation syntheses, *Atmos. Chem. Phys.*, 18, 2615–2651, 2018.
- 15 Marais, E. A., Jacob, D. J., Jimenez, J. L., Campuzano-Jost, P., Day, D. A., Hu, W., Krechmer, J., Zhu, L., Kim, P. S., Miller, C. C., Fisher, J. A., Travis, K., Yu, K., Hanisco, T. F., Wolfe, G. M., Atkinson, H. L., Pye, H. O. T., Froyd, K. D., Liao, J., and McNeill, V. F.: Aqueous-phase mechanism for secondary organic aerosol formation from isoprene: application to the southeast United States and co-benefit of SO₂ emission controls, *Atmos. Chem. Phys.*, 16, 1603–1618, 2016.
- Mebel, A. M., and Kislov, V. V.: The C₂H₃ + O₂ reaction revisited: Is multireference treatment of the wave function really critical?, *J. Phys. Chem. A*, 109, 6993–6997, 2005.
- 20 Méreau, R., Rayez, M.-T., Rayez J.-C., Caralp, F., and Lesclaux, R.: Theoretical study on the atmospheric fate of carbonyl radicals: kinetics of decomposition reactions, *Phys. Chem. Chem. Phys.*, 3, 4712–4717, 2001.
- Millet, D. B., Guenther, A., Siegel, D. A., Nelson, N. B., Singh, H. B., de Gouw, J. A., Warneke, C., Williams, J., Eerdeken, G., Sinha, V., Karl, T., Flocke, F., Apel, E. C., Riemer, D. D., Palmer, P. I., and Barkley, M.: Global atmospheric budget of acetaldehyde: 3-D model
25 analysis and constraints from in-situ and satellite observations, *Atmos. Chem. Phys.*, 10, 3405–3425, 2010.
- Millet, D. B., Baasandorj, M., Farmer, D. K., Thornton, J. A., Baumann, K., Brophy, P., Chaliyakunnel, S., de Gouw, J. A., Graus, M., Hu, L., Koss, A., Lee, B. H., Lopez-Hilfiker, F. D., Neuman, J. A., Paulot, F., Peischl, J., Pollack, I. B., Ryerson, T. B., Warnecke, C., Williams, B. J., and Xu, J.: A large and ubiquitous source of atmospheric formic acid, *Atmos. Chem. Phys.*, 15, 6283–6304, 2015.
- Møller, K. H., Bates, K. H., and Kjaergaard, H. G.: The importance of peroxy radical hydrogen-shift reactions in atmospheric isoprene
30 oxidation, *J. Phys. Chem. A*, 123, 920–930, 2019.
- Müller, J.-F., and Brasseur, G.: IMAGES: A three-dimensional chemical transport model of the global troposphere, *J. Geophys. Res.*, 100, 16,445–16,490, 1995.
- Müller, J.-F., Stavrou, T., Wallens, S., De Smedt, I., Van Roozendaal, M., Potosnak, M. J., Rinne, J., Munger, B., Goldstein, A., and Guenther, A. B.: Global isoprene emissions estimated using MEGAN, ECMWF analyses and a detailed canopy environment model,
35 *Atmos. Chem. Phys.*, 8, 1329–1341, 2008.
- Müller, J.-F., Peeters, J. and Stavrou, T.: Fast photolysis of carbonyl nitrates from isoprene, *Atmos. Chem. Phys.*, 14, 2497–2508, 2014.
- Müller, J.-F., Liu, Z., Nguyen, V. S., Stavrou, T., Harvey, J. N. and Peeters, J.: The reaction of methyl peroxy and hydroxyl radicals as a major source of atmospheric methanol, *Nat. Commun.*, 7, 13213, 2016.

- Müller, J.-F., Stavrou, T., Bauwens, M., Compernelle, S., and Peeters, J.: Chemistry and deposition in the Model of Atmospheric composition at Global and Regional scales using Inversion Techniques for Trace gas Emissions (MAGRITTE). Part B. Dry deposition, submitted to *Geophys. Model Dev. Discuss.*, 2018.
- Nakanishi, H., Morita, H., and Nagakura, S.: Electronic structures and spectra of the keto and enol forms of acetylene, *Bull. Chem. Soc. Jpn.*, 50, 2255–2261, 1977.
- Neeb, P.: Structure-reactivity based estimation of the rate constants for hydroxyl radical reactions with hydrocarbons, *J. Atmos. Chem.*, 35, 295–315, 2000.
- Neu, J. L., Lawler, M. J., Prather, M. J., and Saltzman, E. S.: Oceanic alkyl nitrates as a natural source of tropospheric ozone, *Geophys. Res. Lett.*, 35, L13814, 2008.
- 10 Nguyen, T. B., Bates, K. H., Crouse, J., Schwantes, R. H., Zhang, X., Kjaergaard, H. G., D., S. J., Lin, P., Laskin, A., H., S. J., and Wennberg, P. O.: Mechanism of the hydroxyl radical oxidation of methacryloyl peroxyxynitrate (MPAN) and its pathway toward secondary organic aerosol formation in the atmosphere, *Phys. Chem. Chem. Phys.*, 17, 17914–17926, 2015a.
- Nguyen, T. B., Crouse, J. D., Teng, A. P., St Clair, J. M., Paulot, F., Wolfe, G. M., and Wennberg, P. O.: Rapid deposition of oxidized biogenic compounds to a temperate forest, *Proc. Nat. Acad. Sci.*, 112, E392-E401, 2015.
- 15 Nguyen, V. S., and Peeters, J.: Fast (E) - (Z) Isomerization mechanisms of substituted allyloxy radicals in isoprene oxidation, *J. Phys. Chem A.*, 119, 7270–7276, 2015.
- Nguyen, T. B., Tyndall, G. S., Crouse, J. D., Teng, A. P., Bates, K. H., Schwantes, R. H., Coggon, M. M., Zhang, L., Feiner, P., Miller, D. O., Skog, K. M., Rivera-Rios, J. C., Dorris, M., Olson, K. F., Koss, A., Wild, R. J., Brown, S. B., Goldstein, A., de Gouw, J. A., Brune, B. H., Keutsch, F. N., Seinfeld, J. H., and Wennberg, P. O.: Atmospheric fates of Criegee intermediates in the ozonolysis of isoprene, *Phys. Chem. Chem. Phys.*, 18, 10241–10254, 2016.
- Novelli, A., Kaminski, M., Rolletter, M., Acir, I.-H., Bohn, B., Dorn, H. P., Li, X., Lutz, A., Nehr, S., Rohrer, F., Tillmann, R., Wegener, R., Holland, F., Hofzumahaus, A., Kiendler-Scharr, A., Wahner, A., and Fuchs, H.: Evaluation of OH and HO₂ concentrations and their budgets during photooxidation of 2-methyl-3-butene-2-ol (MBO) in the atmospheric simulation chamber SAPHIR, *Atmos. Chem. Phys.*, 18, 11409–11422, 2018a.
- 25 Novelli, A., Bohn, B., Dorn, H. P., Hofzumahaus, A., Holland, F., Li, X., Kaminski, M., Yu, Z., Rosanka, S., Reimer, D., Gkatzelis, G. I., Taraborrelli, D., Vereecken, L., Rohrer, F., Tillmann, R., Wegener, R., Kiendler-Scharr, A., Wahner, A., and Fuchs, H.: The atmosphere of a tropical forest simulated in a chamber: experiments, theory and global significance of OH regeneration in isoprene oxidation, *iCACGP-IGAC 2018 Conference*, Takamatsu, Japan, 2018b.
- Novelli, A., Vereecken, L., Bohn, B., Dorn, H.-P., Hofzumahaus, A., Holland, F., Li, X., Kaminski, M., Yu, Z., Rosanka, S., Reimer, D., Gkatzelis, G. I., Taraborrelli, D., Rohrer, F., Tillmann, R., Wegener, R., Kiendler-Scharr, A., Wahner, A., and Fuchs, H.: The impact of the aldehyde-hydrogen shift on the OH radical budget in the isoprene oxidation mechanism in pristine environments, *Atmospheric Chemical Mechanism (ACM) Conference*, Davis, Dec. 2018.
- Orlando, J., Tyndall, G., and Taraborrelli, D.: Atmospheric oxidation mechanism for glycolaldehyde (and hydroxyacetone), Abstract A33L-0315, *AGU (American Geophysical Union) Fall Meeting*, San Francisco, Calif., December 2012.
- 35 Paulot, F., Crouse, J. D., Kjaergaard, H. G., Kürten, A., St. Clair, J. M., Seinfeld, J. H., and Wennberg, P. O.: Unexpected epoxide formation in the gas-phase photooxidation of isoprene, *Science*, 325, 730–733, 2009a.
- Paulot, F., Crouse, J. D., Kjaergaard, H. G., Kroll, J. H., Seinfeld, J. H., and Wennberg, P. O.: Isoprene photooxidation: new insights into the production of acids and organic nitrates, *Atmos. Chem. Phys.*, 9, 1479–1501, 2009b.

- Paulot, F., Wunch, D., Crouse, J. D., Toon, G. C., Millet, D. B., DeCarlo, P. F., Vigouroux, C., Deutscher, N. M., González Abad, G., Notholt, J., Warneke, T., Hannigan, J. W., Warneke, C., de Gouw, J. A., Dunlea, E. J., De Mazière, M., Griffith, D. W. T., Bernath, P., Jimenez, J. L., and Wennberg, P. O.: Importance of secondary sources in the atmospheric budgets of formic and acetic acids, *Atmos. Chem. Phys.*, 11, 1989–2013, 2011.
- 5 Paulot, F., Henze, D. K., and Wennberg, P. O.: Impact of the isoprene photochemical cascade on tropical ozone, *Atmos. Chem. Phys.*, 12, 1307–1325, 2012
- Peeters, J., Fantechi, G., and Vereecken, L.: A generalized structure-activity relationship for the decomposition of (substituted) alkoxy radicals, *J. Atmos. Chem.*, 48, 59–80, 2004.
- Peeters, J., Nguyen, T. L. and Vereecken, L.: HOx radical regeneration in the oxidation of isoprene, *Phys. Chem. Chem. Phys.*, 11, 5935–5939, 2009.
- 10 Peeters, J., and Müller, J.-F.: HOx radical regeneration in isoprene oxidation via peroxy radical isomerisations, II: Experimental evidence and global impact, *Phys. Chem. Chem. Phys.*, 12, 14227–14235, 2010.
- Peeters, J., and Nguyen, T. L.: Unusually fast 1,6-H shifts of enolic hydrogens in peroxy radicals: formation of the first-generation C₂ and C₃ carbonyls in the oxidation of isoprene, *J. Phys. Chem. A*, 116, 6134–6141, 2012.
- 15 Peeters, J., Müller, J.-F., Stavrou, T., and Nguyen, S. V.: Hydroxyl radical recycling in isoprene oxidation driven by hydrogen bonding and hydrogen tunneling: the upgraded LIM1 mechanism, *J. Phys. Chem. A*, 118, 8625–8643, 2014.
- Peeters, J., Nguyen, V. S., and Müller, J.-F.: Tautomerization of vinyl alcohol to acetaldehyde in the atmosphere revisited, *J. Phys. Chem. Lett.*, 6, 4005–4011, 2015.
- Pinho, P., Pio, C., and Jenkin, M.: Evaluation of isoprene degradation in the detailed tropospheric chemical mechanism, MCM v3, using environmental chamber data, *Atmos. Environ.*, 39, 1303–1322, 2005.
- Praske, E., Crouse, J. D., Bates, K. H., Kurten, T., Kjaergaard, H. G., and Wennberg, P. O.: Atmospheric fate of methyl vinyl ketone: peroxy radical reactions with NO and HO₂, *J. Phys. Chem. A*, 119, 4562–4572, 2015.
- Praske, E., Otkjaer, R. V., Crouse, J. D., Hethcox, J. C., Stoltz, B. M., Kjaergaard, H. G., and Wennberg, P. O.: Atmospheric autoxidation is increasingly important in urban and suburban North America, *Proc. Nat. Acad. Sci.*, 115, 64–69, 2018
- 25 Pugh, T. A. M., MacKenzie, A. R., Langford, B., Nemitz, E., Misztal, P. K., and Hewitt, C. N.: The influence of small-scale variations in isoprene concentrations on atmospheric chemistry over a tropical rainforest, *Atmos. Chem. Phys.*, 11, 4121–4134, 2011.
- Read, K. A., Carpenter, L. J., Arnold, S. R., Beale, R., Nightingale, P. D., Hopkins, J. R., Lewis, A. C., Lee, J. D., Mendes, L., and Pickering, S. J.: Multiannual observations of acetone, methanol, and acetaldehyde in remote Tropical Atlantic air: Implications for atmospheric OVOC budgets and oxidative capacity, *Environ. Sci. Technol.*, 46, 11028–11039, 2012.
- 30 Richter, D., Weibring, P., Walega, J. G., Fried, A., Spuler, S. M., and Taubman, M. S.: Compact highly sensitive multi-species airborne mid-IR spectrometer, *Appl. Phys. B*, 119, 119–131, 2015.
- Rindelaub, J. D., McAvey, K. M. and Shepson, P. B.: The photochemical production of organic nitrates from α -pinene and loss via acid-dependent particle phase hydrolysis, *Atmos. Environ.*, 100, 193–201, 2015.
- Roberts, J. M., and Fajer, R. W.: UV absorption cross sections of organic nitrates of potential atmospheric importance and estimation of atmospheric lifetimes, *Environ. Sci. Technol.*, 23, 945–951, 1989.
- 35 Romer, P. S., Duffey, K. C., Wooldridge, P. J., Allen, H. M., Ayres, B. R., Brown, S. S., Brune, W. H., Crouse, J. D., de Gouw, J., Draper, D. C., Feiner, P. A., Fry, J. L., Goldstein, A. H., Koss, A., Misztal, P., Nguyen, T. B., Olson, K., Teng, A. P., Wennberg, P. O., Wild, R. J., Zhang, L., and Cohen, R. C.: The lifetime of nitrogen oxides in an isoprene-dominated forest, *Atmos. Chem. Phys.*, 16, 7623–7637, 2016.

- Röth, E.-P. and Ehhalt, D. H.: A simple formulation of the CH_2O photolysis quantum yield, *Atmos. Chem. Phys.*, 15, 2015, 7239–7266, 2015.
- Saunders, S. M., M. E. Jenkin, R. G. Derwent, and M. J. Pilling: Protocol for the development of the Master Chemical Mechanism, MCM v3 (Part A): tropospheric degradation of non-aromatic volatile organic compounds, *Atmos. Chem. Phys.*, 3, 161–180, 2003.
- 5 Schwantes, R. H., Teng, A. P., Nguyen, T. B., Coggon, M. M., Crounse, J. D., St. Clair, J., Zhang, X., Schilling, K. A., Seinfeld, J. H., and Wennberg, P. O.: Isoprene NO_3 oxidation products from the RO_2+HO_2 pathway, *J. Phys. Chem. A*, 119, 10158–10171, 2015.
- Scribano, Y., Goldman, N., Saykally, R. J., and Leforestier, C.: Water dimers in the atmosphere III: Equilibrium constant from a flexible potential, *J. Phys. Chem. A*, 110, 5411–5419, 2006.
- Seinfeld, J. H., and Pandis, S. N.: *Atmospheric Chemistry and Physics: From Air Pollution to Climate Change*, 2nd ed., John Wiley, Hoboken, N. J., 2006.
- 10 Shaw, M. F., Sztáray, B., Whalley, L. K., Heard, D. E., Millet, D. B., Jordan, M. J. T., Osborn, D. L., and Kable, S. H.: Photo-tautomerization of acetaldehyde as a photochemical source of formic acid in the troposphere, *Nat. Commun.*, 9, 2584, 2018.
- Sheps, L., Rotavera, B., Eskola, A. J., Osborn, D. L., Taatjes, C. A., Au, K., Shallcross, D. E., Khan, M. A. H., and Percival, C. J.: The reaction of Criegee intermediate CH_2OO with water dimer: primary products and atmospheric impact, *Phys. Chem. Chem. Phys.*, 19, 21970–21979, 2017.
- 15 Silva, S. J., Heald, C. L., and Li, M.: Space-based constraints on terrestrial glyoxal production, *J. Geophys. Res.*, 123, 13583–13574, 2018.
- Simpson, I. J., Akagi, S. K., Barletta, N. J., Choi, Y., Diskin, G. S., Fried, A., Fuelberg, H. E., Meinardi, S., Rowland, F. S., Vay, S. A., Weinheimer, A. J., Wennberg, P. O., Wiebring, P., Wisthaler, A., Yang, M., Yokelson, R. J., and Blake, D. R.: Boreal forest fire emissions in fresh Canadian smoke plume: $\text{C}_1\text{-C}_{10}$ volatile organic compounds (VOCs), CO_2 , CO , NO_2 , NO , HCN and CH_3CN , *Atmos. Chem. Phys.*, 11, 6445–6463, 2011.
- 20 Sindelarova, K., Granier, C., Bouarar, I., Guenther, A., Tilmes, S., Stavrakou, T., Müller, J.-F., Kuhn, U., Stefani, P., and Knorr, W.: Global dataset of biogenic VOC emissions calculated by the MEGAN model over the last 30 years, *Atmos. Chem. Phys.*, 14, 9317–9341, 2014.
- Smith, M. C., Chang, C.-H., Chao, W., Lin, L.-C., Takahashi, K., Boering, K. A., and Lin, J. J.: Strong negative temperature dependence of the simplest Criegee Intermediate CH_2OO reaction with water dimer, *J. Phys. Chem. Lett.*, 6, 2708–2713, 2015.
- 25 So, S., Wille, U., and da Silva, G.: Atmospheric chemistry of enols: A theoretical study of the vinyl alcohol + OH + O_2 reaction mechanism, *Environ. Sci. Technol.*, 48, 6694–6701, 2014.
- Sofiev, M., Vankevich, R., Ermakova, T., and Hakkarainen, J.: Global mapping of maximum emission heights and resulting vertical profiles of wildfire emissions, *Atmos. Chem. Phys.*, 13, 7039–7052, 2013.
- Squire, O. J., Archibald, A. T., Griffiths, P. T., Jenkin, M. E., Smith, D., and Pyle, J. A.: Influence of isoprene chemical mechanism on modelled changes in tropospheric ozone due to climate and land use over the 21st century, *Atmos. Chem. Phys.*, 15, 5123–5143, 2015.
- 30 Stadler, S., Kühn, T., Schröder, S., Taraborrelli, D., Schultz, M. G., and Kokkola, H.: Isoprene-derived secondary organic aerosol in the global aerosol-chemistry-climate model ECHAM6.3.0-HAM2.3-MOZ1.0, *Geosci. Model Dev.*, 11, 3235–3260, 2018.
- St. Clair, J. M., Rivera-Rios, J., Crounse, J. D., Knap, H. C., Bates, K. H., Teng, A. P., Jorgensen, S., Kjaergaard, H. G., Keutsch, F. N., and Wennberg, P. O.: Kinetics and products of the reaction of the first-generation isoprene hydroxy hydroperoxide (ISOPOOH) with OH , *J. Phys. Chem. A*, 120, 1441–1451, 2016.
- 35 Stavrakou, T., Müller, J.-F., Smedt, I. D., Roozendaal, M. V., van der Werf, G. R., Giglio, L., and Guenther, A.: Evaluating the performance of pyrogenic and biogenic emission inventories against one decade of space-based formaldehyde columns, *Atmos. Chem. Phys.*, 9, 1037–1060, 2009a.

- Stavrakou, T., Müller, J.-F., De Smedt, I., Van Roozendael, M., Kanakidou, M., Vrekoussis, M., Wittrock, F., Richter, A., Burrows, J. P.: The continental source of glyoxal estimated by the synergistic use of spaceborne measurements and inverse modelling, *Atmos. Chem. Phys.*, 9, 8431–8446, 2009b.
- 5 Stavrakou, T., Peeters, J., and Müller, J.-F.: Improved global modelling of HOx recycling in isoprene oxidation: evaluation against the GABRIEL and INTEX-A aircraft campaign measurements, *Atmos. Chem. Phys.*, 10, 9863–9878, 2010.
- Stavrakou, T., Guenther, A., Razavi, A., Clarisse, L., Clerbaux, C., Coheur, P.-F., Hurtmans, D., Karagulian, F., De Mazière, M., Vigouroux, C., Amelynck, C., Schoon, N., Laffineur, Q., Heinesch, B., Aubinet, M., Rinsland, C., and Müller, J.-F.: First space-based derivation of the global atmospheric methanol emission fluxes, *Atmos. Chem. Phys.*, 11, 4873–4898, 2011.
- 10 Stavrakou, T., Müller, J.-F., Peeters, J., Razavi, A., Clarisse, L., Clerbaux, C., Coheur, P.-F., Hurtmans, D., De Mazière, M., Vigouroux, C., Deutscher, N. M., Griffith, D. W. T., Jones, N., and Paton-Walsh, C.: Satellite evidence for a large source of formic acid from boreal and tropical forests, *Nat. Geosci.*, 5, 26–30, 2012.
- Stavrakou, T., Müller, J.-F., Boersma, K. F., van der A, R. J., Kurokawa, J., Ohara, T., and Zhang, Q.: Key chemical NOx sink uncertainties and how they influence top-down emissions of nitrogen oxides, *Atmos. Chem. Phys.*, 13, 9057–9082, 2013.
- 15 Stavrakou, T., Müller, J.-F., Bauwens, M., De Smedt, I., Van Roozendael, M., De Mazière, M., Vigouroux, C., Hendrick, F., George, M., Clerbaux, C., Coheur, P.-F., and Guenther, A. How consistent are top-down hydrocarbon emissions based on formaldehyde observations from GOME-2 and OMI?, *Atmos. Chem. Phys.*, 15, 11861–11884, 2015.
- Surratt, J. D., Chan, A. W. H., Eddingsaas, N. C., Chan, M., Loza, C. L., Kwan, A. J., Hersey, S. P., Flagan, R. C., Wennberg, P. O., and Seinfeld, J. H.: Reactive intermediates revealed in secondary organic aerosol formation from isoprene, *Proc. Nat. Acad. Sci.*, 107, 6640–6645, 2010.
- 20 Tadic, J., Juranic, I., and Moortgat, G. K.: Pressure dependence of the photooxidation of selected carbonyl compounds in air: n-butanal and n-pentanal, *J. Photochem. Photobiol. A*, 143, 169–179, 2001a.
- Tadic, J., Juranic, I., and Moortgat, G. K.: Photooxidation of n-hexanal in air, *Molecules*, 6, 287–299, 2001b.
- Taraborrelli, D., Lawrence, M. G., Crowley, J. N., Dillon, T. J., Gromov, S., Grosz, C. B. M., Vereecken, L., and Lelieveld, J.: Hydroxyl radical buffered by isoprene oxidation over tropical forests, *Nature Geosci.*, 5, 190–193, 2012.
- 25 Teng, A. P., Crouse, J. D., Lee, L., St. Clair, J. M., Cohen, R. C., and Wennberg, P. O.: Hydroxy nitrate production in the OH-initiated oxidation of alkenes, *Atmos. Chem. Phys.*, 15, 4297–4316, 2015.
- Teng, A. P., Crouse, J. D., and Wennberg, P. O.: Isoprene peroxy radical dynamics, *J. Am. Chem. Soc.*, 139, 5367–5377, 2017.
- Thuner, L. P., Rea, G., and Wenger, J. C.: Photolysis of butenedial and 4-oxopent-2-enal, in *The European Photoreactor EUPHORE 4th Report 2001*, ed. I. Barnes, Bergische Universität Wuppertal, Wuppertal, Germany, pp. 41–46, 2003.
- 30 Toon, O. B., Maring, H., Dibb, J., Ferrare, R., Jacob, D. J., Jensen, E. J., J., Z., Mace, G. G., Pan, L. L., Pfister, L., Rosenlof, K. H., Redemann, J., Reid, J. S., Singh, H. B., Yokelson, R., Minnis, P., Chen, G., Jucks, K. W., and Pszenny, A.: Planning, implementation and scientific goals of the Studies of Emissions and Atmospheric Composition, Clouds and Climate Coupling by Regional Survey (SEAC4RS) field mission, *J. Geophys. Res.*, 121, 4967–5009, 2016.
- Trainer, M., Williams, E. J., Parrish, D. D., Buhr, M. P., Allwine, E. J., Westberg, H. H., Fehsenfeld, F. C., and Liu, S. C.: Models and observations of the impact of natural hydrocarbons on rural ozone, *Nature*, 329, 705–707, 1987.
- Travis, K. R., Jacob, D. J., Fisher, J. A., Kim, P. S., Marais, E. A., Zhu, L., Yu, K., Miller, C. C., Yantosca, R. M., Sulprizio, M. P., Thompson, A. M., Wennberg, P. O., Crouse, J. D., St. Clair, J. M., Cohen, R. C., Laughner, J. L., Dibb, J. E., Hall, S. R., Ullmann, K., Wolfe, G.

- M., Pollack, I. B., Peischl, J., Neumann, J. A., and Zhou, X.: Why do models overestimate surface ozone in the Southeast United States? *Atmos. Chem. Phys.*, 16, 13561–13577, 2016.
- Tuazon, E. C., and Atkinson, R. A.: A product study of the gas-phase reaction of methyl vinyl ketone with the OH radical in the presence of NO_x , *Int. J. Chem. Kinet.*, 21, 1141–1152, 1989.
- 5 van der Werf, G. R., Randerson, J. T., Giglio, L., van Leeuwen, T. T., Chen, Y., Rogers, B. M., Mu, M., van Marle, M. J. E., Morton, D. C., Collatz, G. J., Yokelson, R. J., and Kasibhatla, P. S.: Global fire emissions estimates during 1997–2016, *Earth Syst. Sci. Data*, 9, 697–720, 2017.
- Vasquez, K. T., Allen, H. M., Crounse, J. D., Praske, E., Xu, L., Noelscher, A. C., and Wennberg, P. O.: Low-pressure gas chromatography with chemical ionization mass spectrometry for quantification of multifunctional organic compounds in the atmosphere, *Atmos. Meas. Tech.*, 11, 6815–6832, 2018.
- 10 Vereecken, L., and Peeters, J.: Decomposition of substituted alkoxy radicals - part I: a generalized structure-activity relationship for reaction barrier heights, *Phys. Chem. Chem. Phys.*, 11, 9062–9074, 2009.
- Vu, N. D., Khamaganov, V., Nguyen, V. S., Carl, S. A. and Peeters: J. Absolute rate coefficient of the gas-phase reaction between hydroxyl radical (OH) and hydroxyacetone: Investigating the effects of temperature and pressure, *J. Phys. Chem. A*, 117, 12208–12215, 2013.
- 15 Wennberg, P. O., Bates, K. H., Crounse, J. D., Dodson, L. G., McVay, R., Mertens, L. A., Nguyen, T. B., Praske, E., Schwantes, R. H., Smarte, M. D., St Clair, J. M., Teng, A. P., Zhang, X., and Seinfeld, J. H.: Gas-phase reactions of isoprene and its major oxidation products, *Chem. Rev.*, 118, 3337–3390, DOI: 10.1021/acs.chemrev.7b00439, 2018.
- Wolfe, G. M., Crounse, J. D., Parrish, J. D., St Clair, J. M., Beaver, M. R., Paulot, F., Yoon, T. P., Wennberg, P. O., and Keutsch, F. N.: Photolysis, OH reactivity and ozone reactivity of a proxy for isoprene-derived hydroperoxyenals (HPALDs), *Phys. Chem. Chem. Phys.*, 14, 7276–7286, 2012.
- 20 Wolfe, G. M., Hanisco, T. F., Arkinson, H. L., Bui, T. P., Crounse, J. D., Dean-Day, J., Goldstein, A., Guenther, A., Hall, S. R., Huey, G., Jacob, D. J., Karl, T., Kim, P. S., Liu, X., Marvin, M. R., Mikoviny, T., Misztal, P., Nguyen, T. B., Peischl, J., Pollack, I., Ryerson, T., St. Clair, J. M., Teng, A., Travis, K. R., Ullmann, K., Wennberg, P. O., and Wisthaler, A.: Quantifying sources and sinks of reactive gases in the lower atmosphere using airborne flux observations, *Geophys. Res. Lett.*, 42, 8231–8240, 2015.
- 25 Xiong, F., Borca, C. H., Slipchenko, L. V., and Shepson, P. B.: Photochemical degradation of isoprene-derived 4,1-nitrooxy enal, *Atmos. Chem. Phys.*, 16, 5595–5610, 2016.
- Yan, C., Kocovska, S., and Krasnoperov, L. N.: Kinetics of the reaction of CH_3O_2 radicals with OH studied over the 292–526 K temperature range, *J. Phys. Chem. A*, 120, 6111–6121, 2016.
- Yoon M.-C., Choi Y. S., and Kim, S. K.: The OH production from the transition of acetylacetone, *Chem. Phys. Lett.*, 300, 207–212, 1999.