

Journal Pre-proof

The impact of identity leadership on team functioning and well-being in team sport: Is psychological safety the missing link?

Katrien Fransen, Desmond McEwan, Mustafa Sarkar



PII: S1469-0292(20)30149-7

DOI: <https://doi.org/10.1016/j.psychsport.2020.101763>

Reference: PSYSPO 101763

To appear in: *Psychology of Sport & Exercise*

Received Date: 26 February 2020

Revised Date: 17 July 2020

Accepted Date: 17 July 2020

Please cite this article as: Fransen, K., McEwan, D., Sarkar, M., The impact of identity leadership on team functioning and well-being in team sport: Is psychological safety the missing link?, *Psychology of Sport & Exercise* (2020), doi: <https://doi.org/10.1016/j.psychsport.2020.101763>.

This is a PDF file of an article that has undergone enhancements after acceptance, such as the addition of a cover page and metadata, and formatting for readability, but it is not yet the definitive version of record. This version will undergo additional copyediting, typesetting and review before it is published in its final form, but we are providing this version to give early visibility of the article. Please note that, during the production process, errors may be discovered which could affect the content, and all legal disclaimers that apply to the journal pertain.

© 2020 Published by Elsevier Ltd.

Author statement

Katrien Fransen: Supervision, Project administration, Conceptualisation, Methodology, Investigation, Data collection, Formal analysis, Manuscript writing, reviewing, and editing

Desmond McEwan: Conceptualisation, Methodology, Manuscript reviewing and editing

Mustafa Sarkar: Conceptualisation, Methodology, Manuscript reviewing and editing

Journal Pre-proof

Running head: IDENTITY LEADERSHIP AND PSYCHOLOGICAL SAFETY

The impact of identity leadership on team functioning and well-being in team sport:

Is psychological safety the missing link?

Katrien Fransen¹, Desmond McEwan², Mustafa Sarkar³

Authors list:

Corresponding author:

Katrien Fransen
Department of Movement Sciences
KU Leuven
Address: Tervuursevest 101, box 1500, 3001 Leuven (Belgium)
Telephone: +32 16 376445
Fax: +32 16 329196
E-mail: Katrien.Fransen@kuleuven.be

Other authors:

² Department for Health, University of Bath,
Bath, United Kingdom
dam80@bath.ac.uk

³ Department of Sport Science, Nottingham Trent University
Nottingham, United Kingdom
mustafa.sarkar@ntu.ac.uk

Abstract

The purpose of this study was to investigate the role of psychological safety in explaining the impact of identity leadership on team performance and athlete well-being. Adopting a cross-sectional survey design, 289 handball players rated the identity leadership skills of their coach, their captain, and the informal leaders in the team, as well as various performance- and well-being-related measures. Structural equation modelling (controlling for the nested structure of our data) revealed that by demonstrating identity leadership, coaches, captains, and in particular informal athlete leaders, all had a unique contribution in strengthening their team members' identification with their team. By this shared sense of 'us', athletes felt psychologically safe in their team to speak up, provide input, and take risks. In line with our hypotheses, this sense of psychological safety acted as a mediator between identity leadership and two subsequent pathways: (1) a team-oriented pathway in which psychological safety inspired good teamwork, which fostered team resilience and, in turn, enhanced athletes' satisfaction with their team's performance; and (2) an individual-oriented pathway wherein psychological safety buffered against athletes' burnout, thereby enhancing their health. In addition to these pathways mediated by psychological safety, the informal leaders directly influenced the performance pathway (with total effect sizes being 10 times larger than those of coaches and team captains), whereas coaches had a direct influence on the health pathway (with total effect sizes being three times larger than those of informal leaders and captains). Given the often-underestimated importance of the informal leaders, sport teams can be recommended to adopt a structure of shared leadership in which team members are encouraged to engage in identity leadership. In conclusion, we found that by nurturing a shared sense of 'we' and 'us' within the team, leaders are able to foster a psychologically safe environment, which in turn paves the way for an optimal team functioning and a healthier team.

Keywords: Athlete leadership; Health; Peer leadership; Performance; Shared leadership;
Social identity approach

Journal Pre-proof

1 The impact of identity leadership on team functioning and well-being in team sport:

2 Is psychological safety the missing link?

3 Decades of research across a range of team contexts (e.g., sport, business, health care)
4 have shown that simply bringing together a collection of individuals who are highly skilled in
5 performing their tasks is insufficient to create an effective team. Lembke and Wilson (1998),
6 for example, argued that teams can only function effectively when team members share a
7 social identity – a sense of themselves as group members. The resulting unified behaviour of
8 the team members is guided and joined by their team’s common purpose.

9 Identity leadership—whereby the team’s interests are central and the *we*’s outplay the
10 *me*’s—appears to be a key component in developing an effective team. Indeed, the social
11 identity approach to leadership (Haslam et al., 2020a; Haslam et al., 2020b) asserts that
12 effective leaders succeed in developing team members who think, feel, and behave as group
13 members (as ‘we’ and ‘us’ in terms of their shared social identity), rather than as individuals
14 (as ‘I’ and ‘me’ in terms of their personal identity). More specifically, leaders can strengthen
15 athletes’ identification with their team by adhering to four principles of identity leadership,
16 whereby leaders need to be perceived by their followers as: (1) *in-group prototypes* (i.e.,
17 representing the unique qualities that define the team and what it means to be a team
18 member); (2) *in-group champions* (i.e., advancing and promoting the core interests of the
19 team); (3) *entrepreneurs of identity* (i.e., bringing people together to create a shared sense of
20 ‘we’ and ‘us’ within the team); and (4) *embedders of identity* (i.e., developing structures that
21 facilitate and embed shared understanding, coordination, and success) (Steffens et al., 2014).

22 In the sport context, it has been shown that by engaging in identity leadership, not only
23 coaches, but also leaders within the team (i.e., the captain and informal athlete leaders) can
24 strengthen team members’ identification with their team (Fransen et al., 2016a; Slater &
25 Barker, 2019; Steffens et al., 2014). It is worth noting that this identity leadership has

26 emerged as one of the most defining qualities of high-quality athlete leaders (Fransen et al.,
27 2020). In turn, athletes' team identification has been positively related to a range of
28 outcomes, including team confidence (e.g., Fransen et al., 2016b), exerted effort (Slater &
29 Barker, 2019), social laboring (De Cuyper et al., 2016), and levels of attendance in practices
30 (Stevens et al., 2018). Furthermore, teams with high-identifying athletes have been found to
31 demonstrate more resilience when facing adversities (Morgan et al., 2015, 2017) and to
32 perform better compared with teams lacking such strong sense of 'we' and 'us' (Fransen et
33 al., 2015; Fransen et al., 2016b; Thomas et al., 2019). In addition to these performance-
34 related outcomes, athletes who identified stronger with their team have also reported an
35 increased well-being, thereby corroborating previous literature on the 'social cure' in
36 organisational settings (Haslam et al., 2018; Steffens et al., 2017; Steffens et al., 2020). To
37 illustrate, a recent study amongst professional Australian rugby teams revealed that effective
38 leaders were able to create a shared sense of 'we' and 'us', and it was this increased team
39 identification that in turn caused athletes to feel mentally healthier and to experience less
40 burnout (Fransen et al., in press-b).

41 Despite all of the evidence on the benefits of identity leadership, there is not much
42 known about the underpinning processes that may explain why fostering a shared sense of
43 'we' and 'us' activates all of the aforementioned benefits. A potential construct that may
44 mediate this relationship, and that we will examine in this study, is *psychological safety*.

45 **The Construct of Psychological Safety**

46 As psychological safety is a relatively new concept within sport research, we will first
47 elaborate on the nature of this construct. Psychological safety is defined as a belief that the
48 team is safe for interpersonal risk-taking, such as asking for help, admitting one's errors, or
49 seeking feedback from others (Edmondson, 1999). Within psychologically safe
50 environments, team members are genuinely interested in their teammates, have positive

51 intentions to one another, and express mutual respect for each other's competence even (and
52 especially) when mistakes are made (Newman et al., 2017). On the contrary, when
53 individuals feel psychologically unsafe in their team, they will be reluctant to demonstrate
54 their vulnerabilities (even if it could benefit the team) as they believe it puts them at risk of
55 appearing incompetent or weak to others, thereby potentially posing a threat to their self-
56 image (Edmondson, 1999).

57 In describing the term of psychological safety, it is important to explicate how this
58 construct differs from other salient constructs such as trust, empowerment, engagement, and
59 team cohesion that may appear conceptually similar (Edmondson, 1999; Frazier et al., 2017).
60 The most similar term, *interpersonal trust*, has been described as a willingness to be
61 vulnerable to others whose future actions will be favourable to one's interests (Mayer et al.,
62 1995). As with psychological safety, trust involves elements of interpersonal vulnerability
63 that one perceives within his/her team. One of the key differences between these constructs,
64 though, is in the direction of this relationship. Specifically, trust focuses on one's willingness
65 to *give another person* (e.g., a teammate) the benefit of the doubt when taking risks, whereas
66 psychological safety involves one's perception that those *other persons will give him/her* the
67 benefit of the doubt (Frazier et al., 2017). *Empowerment*, on the other hand, involves an
68 intrinsic motivational state wherein team members have a sense of control over their roles
69 and tasks within their team (Spreitzer, 1995), while *engagement* involves team members'
70 investments of their personal resources into those roles and tasks (Christian et al., 2011).
71 Hence, both empowerment and engagement refer to one's cognitions about the specific jobs
72 or tasks he/she carries out within a team. In contrast, psychological safety refers to one's
73 perceptions of the broader group environment and, in particular, the anticipated responses of
74 other team members to the aforementioned "risky" interpersonal behaviours (Edmondson,
75 2004). Finally, psychological safety is also conceptually different from *team cohesion*, which

76 is defined as “a dynamic process which is reflected in the tendency for a group to stick
77 together and remain united in the pursuit of its goals and objectives” (Carron, 1982, p. 124).
78 More specifically, while team members in cohesive teams might feel pressure to conform to
79 group norms and agree with each other, a psychologically safe environment facilitates—rather
80 than discourages—interpersonal risk taking, which can include constructive disagreements
81 among members.

82 **The Mediating Role of Psychological Safety**

83 We believe that the creation of a psychologically safe environment might be a key
84 underpinning mechanism explaining how leaders who demonstrate identity leadership impact
85 the team’s functioning and athletes’ well-being. To underpin our reasoning and justification
86 for this assertion, we will first argue that leadership—and identity leadership in particular—
87 has the capacity to strengthen athletes’ identification with their team, which in turn cultivates
88 psychological safety. Then, we will argue why a psychologically safe environment can foster
89 team functioning and nurture member well-being.

90 First, a comprehensive review on psychological safety in organisational contexts
91 highlighted the role of leadership as a key antecedent of psychological safety (Edmondson &
92 Lei, 2014). More specifically, several studies spanning multiple industries have found that
93 psychological safety mediates the relationship between leadership behaviour and team
94 performance (Frazier et al., 2017; Newman et al., 2017). It could be argued that identity
95 leadership in particular has a significant role in fostering psychological safety. First, previous
96 studies demonstrated that leaders in sport teams were able to cultivate a shared team identity
97 in their teams, to the extent that they demonstrated identity leadership. Different studies
98 evidenced this relationship for coaches (Stevens et al., 2018), team captains (Steffens et al.,
99 2014), and informal athlete leaders (Fransen et al., 2015; Fransen et al., 2016b; Mertens et al.,

100 2020). The present study will provide additional insights by comparing the impact of these
101 three leaders in one single study.

102 Second, it can be argued that team identification is, in turn, positively linked to
103 psychological safety. Although there is no empirical evidence yet to support this assumption
104 in the sport context, the reasoning behind this argument is that shared team identity promotes
105 similarity-based attraction among group members, while reinforcing distinctiveness between
106 the own team and other teams (Tajfel & Turner, 1979). In other words, when team members
107 identify highly with their team, they feel that they have a lot in common with their
108 teammates. Focusing on the similarities instead of the differences with other team members is
109 likely to result in team members feeling safe in their team environment, whereby they feel
110 free to speak up, provide input, and take risks (Koopmann et al., 2016). In other words, the
111 chances of experiencing negative repercussions (e.g., appearing incompetent to or
112 disrespected by others) if one has a differing opinion, makes a mistake, or asks for help are
113 likely to be lower in an environment with a strong shared identity. Therefore, we expect that
114 leaders are able to create a psychologically safe environment to the extent that they succeed
115 in cultivating a shared sense of 'we' and 'us' in their teams. In turn, it would seem that —
116 based on the range of evidence from industrial and organisational psychology (Frazier et al.,
117 2017; Newman et al., 2017) — psychological safety would predict both team-oriented
118 measures (i.e., those focused on the team's functioning and effectiveness) and individual-
119 oriented measures (i.e., those focused on the individual well-being of team members).

120 **Team-oriented pathway.** A longitudinal study by *Google's* 'People Analytics Unit'
121 found that psychological safety was the number one characteristic of high-performing teams
122 (Bergmann & Schaeppi, 2016). Moreover, a recent meta-analysis of 117 studies (with over
123 22,000 individuals) within organisational psychology demonstrated that psychological safety
124 led to an array of outcomes at both the individual and the group level, including

125 communication, work engagement, task performance, and satisfaction (Frazier et al., 2017).
126 The reason for these beneficial effects was that psychological safety allows members to both
127 seek and provide honest feedback from others, collaborate, voice opinions, and experiment
128 with new ideas to existing approaches (Newman et al., 2017). These qualities are likely to be
129 particularly important during difficult times, including within sport teams. Indeed, in their
130 season-long ethnographic study with a high-level rugby team, Morgan et al. (2019) found that
131 cultivating a team identity and a psychologically safe environment (in contrast to a ‘blame
132 culture’) were vital for team resilience development. Although these observations have not
133 yet been quantitatively evidenced in a sport context, some recent anecdotal evidence has hinted
134 at its potential importance. For example, Gareth Southgate, manager of England’s 2018
135 soccer team for the FIFA World Cup, noted that a psychologically safe environment is an
136 ideal recipe for cultivating great performances: “I want the team to be making mistakes
137 because if they are making mistakes, then they are trying things. For me, all of our players, if
138 they want to try and be as good as they can be, they have to try things and we have to accept
139 that it might mean the odd failure; but what you then maybe get is the odd moment like they
140 produced tonight, which is ‘wow!’” (McNulty, 2018). The impressive victory of the England
141 team over Costa Rica, to which Gareth Southgate referred, suggests that psychological safety
142 might be a key component in cultivating performance, not only within organisational settings,
143 but within team sport as well.

144 **Individual-oriented pathway.** Besides team-level benefits, psychological safety might
145 also have significant potential for safeguarding team members’ well-being, although there is
146 only very little empirical evidence to date to support this assumption. Previous research in the
147 hotel industry revealed that when employees felt more psychologically safe in their work
148 environment, their psychological well-being was also higher (Erkutlu & Chafra, 2016). In
149 their review of the psychological safety literature, Newman et al. (2017) called for future

150 research in this area to focus specifically on variables that tap into team members' well-being
151 and mental health (in addition to examining performance-related constructs). Those
152 suggestions echo similar existing calls from the field of sport psychology. For example, a
153 recent expert statement from the British Association of Sport and Exercise Sciences
154 (Gorczyński et al., 2019) as well as a consensus statement from the International Olympic
155 Committee (Reardon et al., 2019) highlighted the importance of mental health literacy within
156 elite sport. This includes identifying causes of poor mental health in elite sport in order to
157 provide guidance on future mental health promotion programmes and management strategies.
158 Despite the potential relevance of psychological safety in facilitating team member well-
159 being, research on its benefits for athletes' well-being has yet to be explored in sport.

160 **The Present Study**

161 Several studies have evidenced the importance of identity leadership (Fransen et al., in
162 press-b; Fransen et al., 2016b; Slater & Barker, 2019; Steffens et al., 2014; Stevens et al.,
163 2018), demonstrated by either the coach, the captain, or informal athlete leaders. Building on
164 these studies, the first aim of the present study is to examine these three sources of identity
165 leadership simultaneously, which allows us to examine their relative impact. Based on the
166 correlations found between identity leadership and team identification in previous literature,
167 respectively, $\beta = .59, p < .001$ for informal athlete leaders (Fransen et al., 2016b); $r = .29 -$
168 $.40, p < .01$ for team captains (Steffens et al., 2014); $r = .36, p < .01$ for coaches (Stevens et
169 al., 2018), we hypothesise that identity leadership provided by each of these leaders will be
170 significantly positively related with athletes' identification with their team (H1a).

171 Furthermore, given that informal athlete leaders are often perceived as better leaders than the
172 team captains (Fransen et al., 2014) and that they are more closely related to their teammates
173 than to the coach (e.g., in the dressing room the coach is not present), we believe that they
174 will have the strongest link with their teammates' identification with the team (H1b).

175 Our next aims pertain to the relationships between team identification and various
176 outcomes. With respect to team-oriented outcomes, we focus on three variables that reflect a
177 sport team's functioning, namely teamwork, team resilience, and satisfaction with the team's
178 performance. Based on previous literature, we expect that team identification is positively
179 linked to each of these outcomes (H2a). In organisational contexts, for example, researchers
180 already suggested that employees' identification with their team provides the foundation for
181 good teamwork (Lembke & Wilson, 1998). Furthermore, previous research in sport settings
182 revealed that team identification is one of the corner stone of the theoretical concept of team
183 resilience (Morgan et al., 2013) and was also positively associated with perceived team
184 performance (Thomas et al., 2019).

185 In addition, we expect these team-oriented measures to also be connected with each
186 other. More specifically, Morgan et al. (2013, 2015, 2019) revealed that teamwork was an
187 important antecedent to team resilience. McEwan (2020) added that teamwork had also both
188 a direct and an indirect (via team cohesion and collective efficacy) effect on athletes'
189 satisfaction with their team's performance. Furthermore, organisational research has
190 established that team resilience is in turn positively related with perceived team performance
191 (Meneghel et al., 2016). Taken together, we expect that team identification will be positively
192 linked to teamwork, which will be associated to team resilience, and which will in turn be
193 positively related to satisfaction with team performance (H2b).

194 Our third aim will focus on individual-oriented outcomes. While previous studies in the
195 sport context have mainly focused on outcome variables related to team functioning and
196 performance, we will also focus here on well-being outcomes (i.e., health and burnout). In
197 line with recent research on social identity as a "social cure" (Fransen et al., in press-b;
198 Haslam et al., 2018), we expect that team identification will be negatively related to athletes'
199 burnout and positively related to athletes' health (H3a). Furthermore, we expect that these

200 variable also relate to one another, with athletes' burnout having a detrimental impact on
201 athletes' health (Kim et al., 2011) (H3b).

202 Finally, we also aim to shed new light on the underpinning mechanisms that may
203 explain how identity leadership relates to these benefits, specifically looking at the mediating
204 role of psychological safety. Despite the importance of psychological safety across many
205 team environments, along with recent anecdotal accounts from sport, it appears that empirical
206 investigation into this construct has yet to be conducted within the sport context. Here, we
207 expect that psychological safety will mediate the relationship between team identification and
208 both individual- and team-oriented outcomes. More specifically, it is hypothesised that
209 psychological safety will mediate the relationship between team identification and both
210 teamwork (H4a) and burnout (H4b). The hypothesised model, as presented in Figure 1, brings
211 together the different expected relationships that have been outlined above.

212 **Methods**

213 **Participants**

214 The final sample included 30 handball teams (428 players). To attain this sample, 83
215 coaches were invited via email to participate in our study, resulting in a response rate of 39%.
216 Reasons for non-participation included that either the coach or the players did not want to
217 invest time in this research, or were otherwise not specified. From the 428 players, 325
218 players started the questionnaire, and 289 players completed the entire questionnaire,
219 resulting in a respective response rate of 68% for the players. From the participants who fully
220 completed the questionnaire, 59% were female and 41% were male; 57% had Belgian
221 nationality and 44% Dutch nationality; 61% of the participants were active at national level
222 while 39% competed at regional level. Furthermore, participants were between 15 and 48
223 years old ($M_{age} = 22.21$; $SD = 5.66$) and had played on average 5.19 years on their team (SD

224 = 4.81). Their typical playing time in the season varied between almost none ($n = 17$), 25-
225 49% ($n = 45$), half of the game ($n = 48$), 51-75% ($n = 86$), and most of the game ($n = 87$).

226 **Study Measures**

227 **Psychological safety.** Participants completed the 7-item Team Psychological Safety
228 questionnaire (Edmondson, 1999) to assess their perceptions of psychological safety within
229 their team. For each item (e.g., “Members of this team are able to bring up problems and
230 tough issues”), participants rated their level of agreement on a 7-point scale from 1 (*strongly*
231 *disagree*) to 7 (*strongly agree*). Higher scores indicated a greater perceived sense of
232 psychological safety within one’s team. Evidence of validity and reliability of data derived
233 from this measure has been shown in previous research from other team contexts (e.g.,
234 business teams; Edmondson, 1999). However, unlike the other questionnaires included in our
235 survey, this measure has not been tested yet within the sport context to the best of our
236 knowledge. Appendix A provides more information on a critical examination of the
237 reliability and structural validity of the questionnaire in our study, both from a theoretical and
238 a data-driven viewpoint. Based on those results, one item (question 6) was omitted, which
239 resulted in the use of a 6-item measure for the remaining analyses ($\alpha = .70$).

240 **Leadership.** The 4-item Identity Leadership Inventory – Short Form (Steffens et al.,
241 2014) was used to assess athletes’ perceptions of the leadership quality in their team (e.g.,
242 “This leader acts as a champion for our team”). More specifically, participants completed this
243 questionnaire for both their coach, their team captain, and the informal athlete leaders in the
244 team (who were defined as players without a formal leadership status but who still fulfilling
245 an important leadership role in the team). For each item, participants provided ratings on a 7-
246 point scale from 1 (*strongly disagree*) to 7 (*strongly agree*). Higher scores on each subscale
247 indicated greater perceptions of leadership quality. Previous research with team sport athletes
248 has found support for the validity and reliability of data derived from this measure (Fransen

249 et al., 2016b; Steffens et al., 2014). In the current study, Cronbach's alpha was .86 for coach
250 leadership, .89 for captain leadership, and .89 for informal athlete leadership.

251 **Team identification.** To examine team identification, participants completed the 12-
252 item Social Identity Questionnaire for Sport (Bruner et al., 2014; Cameron, 2004). Scores on
253 three subscales are provided to estimate in-group ties (e.g., "I have a lot in common with
254 other members of this team"), in-group affect (e.g., "I feel good about being a member of this
255 team"), and cognitive centrality (e.g., "I often think about the fact that I am a team member").
256 Items were scored on a 7-point scale from 1 (*strongly disagree*) to 7 (*strongly agree*), with
257 higher scores reflecting a greater degree of social identification with one's team. Evidence of
258 validity and reliability of data derived from this measure has been found in research with
259 team sport athletes (Bruner et al., 2014). With the current sample, Cronbach's alpha was .90
260 for in-group ties, .86 for in-group affect, and .83 for cognitive centrality.

261 **Teamwork.** To measure teamwork during team competitions (i.e., handball games),
262 participants completed the 15-item execution subscale from the Multidimensional
263 Assessment of Teamwork in Sport (McEwan et al., 2018). This measure provides estimates
264 of athletes' perceived communication (e.g., "Teammates communicate effectively with each
265 other"), cooperation (e.g., "Teammates help each other as needed"), and coordination (e.g.,
266 "Team members execute their jobs with the correct timing") within their team. Items are
267 scored on a 7-point scale from 1 (*completely disagree*) to 7 (*completely agree*), with higher
268 scores indicating higher levels of perceived teamwork. Previous research has found support
269 for the reliability and validity of data derived from this measure (McEwan et al., 2018). In the
270 current study, Cronbach's alpha was .94 for communication, .88 for cooperation, and .87 for
271 coordination.

272 **Team resilience.** To assess the team's ability to withstand the stressors they
273 collectively encountered, we used the 20-item Characteristics of Resilience in Sports Teams

274 Inventory (CREST; Decroos et al., 2017). Participants responded to a series of items—scored
275 on a 7-point scale from 1 (*strongly disagree*) to 7 (*strongly agree*)—of the team’s behaviours
276 under pressure over the previous month. This questionnaire assesses two factors; one
277 corresponding to resilient characteristics (e.g., “Team members fought hard to not let each
278 other down”) and one corresponding to vulnerabilities under pressure (e.g., “The team did not
279 believe in its ability to withstand pressure”). Higher scores on the ‘resilient characteristics’
280 subscale indicated greater team resilience, whereas higher scores on the ‘vulnerabilities under
281 pressure’ subscale suggested lower team resilience. Previous research has demonstrated
282 evidence for the reliability and validity of data derived from this measure (Decroos et al.,
283 2017; Gorgulu et al., 2018; Kegelaers et al., 2020). In the current study, Cronbach’s alpha
284 was .90 for resilient characteristics and .86 for vulnerabilities under pressure.

285 **Satisfaction with team performance.** The three-item Team Performance subscale
286 from the Athlete Satisfaction Questionnaire (Riemer & Chelladurai, 1998) was used to assess
287 athletes’ satisfaction with their team’s performance in the first half of the season (e.g., “The
288 team’s win/loss record this season”). Items were scored on a 7-point scale from 1 (*not at all*
289 *satisfied*) to 7 (*extremely satisfied*), with higher scores indicating greater satisfaction with the
290 team’s performance. Support for the reliability and validity of data derived from this measure
291 has been shown previously (Riemer & Chelladurai, 1998). Cronbach’s alpha was .92 within
292 the current sample.

293 **Burnout.** Using the 15-item Athlete Burnout Questionnaire (Raedeke & Smith, 2001),
294 participants rated the frequency with which they had experienced the reported feelings since
295 the start of their season on a 5-point scale from 1 (*almost never*) to 5 (*almost always*), with
296 higher scores indicating higher levels of burnout. Three indicators of burnout are provided,
297 including a reduced sense of accomplishment (e.g., “I am not achieving much in my sport”),
298 emotional and physical exhaustion (e.g., “I feel overly tired from my sport participation”),

299 and devaluation of one's sport participation (e.g., "The effort I spend in my sport would be
300 better spent doing other things"). Previous research has provided evidence of the validity and
301 reliability of the data derived from this measure (Raedeke & Smith, 2001). In the current
302 study, Cronbach's alpha was .79 for accomplishment, .82 for exertion, and .79 for
303 devaluation.

304 **Health.** Participants' perceived health was assessed using the measure suggested by
305 Khan et al. (2014), which comprises three items taken from the core module of the Centers
306 for Disease Control and Prevention (U.S. Department of Health and Human Services, 2000).
307 All items use the stem "Since the start of the season, how would you describe your..." and
308 ask participants to evaluate three aspects of their health, including their 'physical health',
309 'state of mind', and 'energy levels' on 7-point Likert scales from 1 (*very poor*) and 7 (*very*
310 *good*). Evidence of validity and reliability with athletes has been shown previously (Fransen
311 et al., in press-b). Cronbach's alpha was .69 in the current study.

312 **Procedure**

313 APA ethical standards were followed in the conduct of this study and approval was
314 obtained by the ethical committee of the first author's university prior to the commencement
315 of data collection. After approval from the coach, the players were sent a link to an online
316 survey at the end of the first half of the season (December). Confidentiality of responses was
317 guaranteed and players were told that they had the opportunity to withdraw participation at
318 any time. After giving informed consent, players completed a survey of the study
319 questionnaires (see below). After two weeks, an email was sent to non-responders to remind
320 them about their participation in the study. Furthermore, the coach (and possibly other team
321 members if acquainted with the researchers) were notified to remind these non-responders in
322 their team. If these methods were still not successful, a final reminder email was sent to non-

323 responders. No rewards were given for participation in the study, except for a report by email
324 with the general study findings.

325 **Data Analysis**

326 To examine whether the data supported the proposed model in Figure 1, we
327 performed Structural Equation Modelling (SEM) in MPlus (Muthén & Muthén, 2017), using
328 robust maximum likelihood estimation method. SEM was chosen because — especially when
329 examining mediation effects and inclusion of latent variables — this method provides
330 information about the degree of fit of the entire model. To control for the nested structure of
331 our data (i.e., players are nested within teams), the MPlus command (type = complex) was
332 used. This procedure adjusts the standard errors to prevent them from being inflated due to
333 clustering (McNeish et al., 2017; Muthén & Muthén, 2017). The constructs of team
334 identification, burnout, teamwork, and team resilience were included in the model as latent
335 variables inferred from the underpinning subscales (although these subscales were included
336 for model fit testing, they are not presented in Figure 2 for the sake of clarity). The other
337 variables, which do not have underlying subscales (i.e., leadership, psychological safety,
338 satisfaction with performance, and health), were included as composite scores. The full
339 model, including the underpinning subscales, is presented in Appendix B.

340 The following fit indices were used to evaluate the model fit: the normed chi-square
341 statistic (χ^2/df), the Comparative Fit index (*CFI*), the Tucker-Lewis index (*TLI*), the Root
342 Mean Square Error of Approximation (*RMSEA*), and the standardised root mean square
343 residual (*SRMR*). While a non-significant chi-square (χ^2) implies a good fit of the data to the
344 hypothesised model, the significance of this statistic increases with sample size. Accordingly,
345 we used the normed chi-square statistic (χ^2/df), where a good fit is reflected by a value below
346 3 (Kline, 2005). Furthermore, a good fit of the model to the data is characterised by *CFI* and

347 *TLI* values larger than .90 and an *RMSEA* equal or smaller than .07, and an *SRMR* close to .08
348 (Hooper et al., 2008; Hu & Bentler, 1999).

349 **Results**

350 The means and standard deviations for each variable along with bivariate correlations
351 are shown in Table 1. Structural Equation Modelling initially revealed inadequate fit of the
352 hypothesised model (shown in Figure 1) to our data. The modification indices, suggested by
353 MPlus, advised to add two direct pathways; one from the identity leadership of the informal
354 athlete leaders to teamwork, and one from the identity leadership of the coach to burnout. The
355 final model is shown in Figure 2 and showed adequate fit to the data ($\chi^2 = 275.38$; $df = 111$;
356 $\chi^2/df = 2.48$; $CFI = .91$; $TLI = .89$; $RMSEA = .07$; $SRMR = .08$).

357 In addition to the direct effects presented in Figure 2, Table 2 presents the
358 standardised indirect effects and total effects of this SEM model, which provide more insight
359 in the underlying mediating role of the different variables. Given that all of the indirect
360 effects are significant, we can conclude that all of the variables in the model indeed act as
361 mediators between the antecedents and outcomes.

362 In line with H1a, we found that coaches, team captains, and informal athlete leaders
363 each significantly contributed to athletes' identification with their team. In support of H1b,
364 Table 2 highlights the important role of the informal leaders in the team-oriented pathway,
365 with total effects being considerably (up to 10 times) greater than the effects of the coach or
366 the team captain. In contrast, in the individual-oriented pathway, we notice that it is the
367 coaches in particular who have the greatest influence on athletes' burnout and health.

368 Athletes' team identification was in turn significantly linked to a team-oriented
369 pathway, which included teamwork, team resilience, and satisfaction with team performance
370 (H2a). More specifically, team identification was positively associated with greater
371 teamwork, which in turn was positively associated with greater resilience, which was then

372 associated with greater team performance satisfaction (H2b). In the individual-oriented
373 pathway, team identification was negatively associated with athlete burnout and positively
374 associated with athlete health (H3a). Moreover, higher athlete burnout was negatively
375 associated with athlete health (H3b).

376 Finally, to test the mediating role of psychological safety between athletes' team
377 identification and both the team- and individual-level outcomes, we added the direct links
378 between team identification and both teamwork and burnout. Our findings partially supported
379 H4a, with psychological safety partially mediating the relationship between team
380 identification and teamwork, reflected by a significant indirect effect ($\beta = .20$; $SE = .05$; $p <$
381 $.001$) and a significant direct effect ($\beta = .49$; $SE = .12$; $p < .001$). Furthermore, in line with
382 H4b, psychological safety was found to fully mediate the relationship between team
383 identification and burnout, reflected by a significant indirect effect ($\beta = -.23$; $SE = .05$; $p <$
384 $.001$), but a non-significant direct effect ($\beta = -.16$; $SE = .10$; $p = .13$). We can thus conclude
385 that, in line with H4, psychological safety mediated the relationship between athletes' team
386 identification and both the team- and individual-level outcomes.

387 Discussion

388 The main aim of this study was to examine the role of psychological safety in
389 explaining the impact of identity leadership (of coaches, captains, and informal athlete
390 leaders) on both a team-oriented pathway (teamwork, team resilience, and satisfaction with
391 team performance) and an individual-oriented pathway (burnout, health) in team sport. To set
392 the stage, we will first elaborate on the antecedents of psychological safety (i.e., how identity
393 leadership was related to team identification, which in turn was related with psychological
394 safety). Following up on our second and third aim, then, we found that team identification
395 was significantly related to both the individual-oriented and the team-oriented pathways. Our

396 final aim was then to examine how psychological safety mediated the relationship between
397 team identification and those team- and individual-oriented consequences.

398 **Aim 1 – Coaches vs. Team Captains vs. Informal Athlete leaders**

399 In line with H1a, the study findings revealed that by demonstrating high-quality
400 identity leadership, coaches, captains, and informal athlete leaders all significantly
401 contributed to strengthening team members' identification with the team. This finding
402 corroborates previous research on coaches (Fransen et al., 2016a; Slater & Barker, 2019;
403 Stevens et al., 2018), captains (Fransen et al., in press-b; Steffens et al., 2014), and informal
404 athlete leaders (Fransen et al., 2015; Fransen et al., 2016b; Mertens et al., 2020). However,
405 this work also moves beyond those studies by comparing the three leadership sources in one
406 single study, thereby allowing us to compare their relative impact. Indeed, the Structural
407 Equation Model adds that when being analysed together, each of these leaders had a unique
408 impact on athletes' team identification. Moreover, in contrast with the abundant research on
409 formal leaders (i.e., coach and captain), this study showed that the identity leadership of the
410 informal leaders in particular was most strongly related with teammates' team identification.
411 In addition, when comparing the indirect effects presented in Table 2 of coaches', captains',
412 and informal leaders' identity leadership on the different outcomes, we found that each of
413 these sources of identity leadership had a unique contribution in predicting the various
414 outcomes.

415 Furthermore, the resulting model in Figure 2 also highlighted two additional direct
416 pathways. The first one revealed a direct link between the identity leadership of the informal
417 athlete leaders and teamwork. This finding aligns with previous research revealing that
418 informal athlete leaders demonstrate a range of leadership behaviours including the provision
419 of tactical guidance, encouragement, and social support (Fransen et al., 2014). By taking up
420 these leadership responsibilities, informal athlete leaders are able to directly influence the

421 team's execution (i.e., communication, coordination, and cooperation behaviours). The
422 importance of these informal athlete leaders (with total effects on the team-oriented pathway
423 being 10 times larger than the effects of the coach or the captain) calls for structures of shared
424 leadership, in which athletes are empowered to take responsibility for the team's
425 development (Fransen et al., in press-a). As such, their potential to nurture teammates'
426 identification with their team can be maximised, which appears to be of utmost importance
427 given the consequences for both the team's functioning and individual athletes' well-being.

428 The second direct link that appeared reflected the coaches' direct influence on
429 athletes' burnout. This finding further corroborates earlier evidence in non-sporting contexts
430 that formal leaders do not only have the capacity to nurture but also to significantly hamper
431 team members' well-being (Montano et al., 2016). Furthermore, our evidence quantitatively
432 supports previous qualitative work in the sport context that coaches can not only have an
433 important positive impact on their athletes' health, but also can become a negative source of
434 stress for them with the capacity to induce those athletes' burnout (Cresswell & Eklund,
435 2007). Furthermore, in line with literature on the social cure (Haslam et al., 2018), we found
436 here that identity leadership in particular was negatively related to athletes' burnout.

437 **Aim 2 – Team Identification and Team Functioning**

438 Considering the individual correlations (Table 1) and also the indirect effects of the
439 resulting SEM model (Table 2), our findings show that athletes who strongly identified with
440 their team also reported good teamwork, higher resilient characteristics and less
441 vulnerabilities under pressure, as well as a high satisfaction with their team's performance
442 (H2a). The results are in line with previous qualitative work outlining that cultivating a team
443 identity was one of the key strategies being used to develop athletes' resilience to withstand
444 pressures (Morgan et al., 2013, 2015, 2019). Furthermore, our findings add to the work of
445 Fransen et al. (2016b) that team identification does not only impact perceptions of individual

446 performance, but is also positively related with perceptions of team performance. To the best
447 of our knowledge, this is also the first study to reveal that effective teamwork execution
448 mediates the relationship from team identification (and the resulting psychological safety) to
449 team resilience and satisfaction with performance (H2b).

450 **Aim 3 – Team Identification and Athlete Well-Being**

451 In addition to its benefits for the team's functioning, a strong team identity also
452 yielded important benefits for individual athletes' well-being, thereby corroborating the
453 'social cure' literature in organisations (Haslam et al., 2018; Steffens et al., 2017). Our study
454 findings were in line with previous work on athlete leaders showing that by strengthening
455 team members' identification with their team, leaders were able to nurture teammates' health,
456 while providing a buffer against burnout (Fransen et al., in press-b). While the former
457 research was conducted with elite male rugby teams, the present work corroborated these
458 findings in a sample of male and female handball players.

459 **Aim 4 – The Mediating Role of Psychological Safety**

460 Building on the foregoing insights, the final aim of our study was then to shed new light
461 on a potential mechanism to explain *how* team identification positively relates to both team-
462 oriented and individual-oriented outcomes within sport teams. In line with H4, psychological
463 safety emerged as a construct that mediated the relationship between team identification and
464 both the team-oriented and individual-oriented pathways.

465 To the best of our knowledge, this is the first study to confirm earlier work in
466 organisations (Chughtai, 2016) demonstrating the link between team identification and
467 psychological safety. In other words, because of a common belief and a shared confidence
468 that all members are making a concerted effort to do their best and help the team to be
469 successful (i.e., high team identification), athletes also perceive that they can take risks,
470 discuss problems, and engage in constructive conflict. Furthermore, in line with H4a, our

471 study provided the first quantitative evidence in the sport context that cultivating a
472 psychologically safe environment is related to better team functioning, improved team
473 resilience, and ultimately greater satisfaction with performance. The reason for this might be
474 that achieving great performance inherently requires one to take risks and experience failure,
475 as Gareth Southgate alluded to in his interview during the last World Cup (McNulty, 2018).
476 Our findings thereby quantitatively corroborate earlier qualitative work of Morgan et al.
477 (2019), which revealed that cultivating a psychologically safe environment (in contrast to a
478 'blame culture') was vital for team resilience development. Furthermore, our findings align
479 with previous organisational work of Koopmann et al. (2016), who found that psychological
480 safety was positively linked with creative team performance.

481 Attending to the call of Newman et al. (2017), we also evidenced the role of
482 psychological safety in mediating the individual-oriented pathway that reflected individual's
483 well-being, which confirmed H4b. In their theoretical model for organisations, Newman et al.
484 (2017) predicted how the lack of psychological safety could lead to team conflicts, thereby
485 increasing team members' stress and impairing their health. In line with these predictions, we
486 found that in team sport, psychological safety was negatively related to athletes' burnout,
487 which was in turn positively related to athletes' health. To the best of our knowledge, this is
488 the first study to provide evidence linking psychological safety to athlete well-being.

489 We can thus conclude that our study revealed new insights in why exactly high-
490 identifying athletes report an improved team functioning and an enhanced sense of well-
491 being. As a shared team identity promotes shared values and norms as well as similarity-
492 based attraction among group members, the chances of experiencing negative repercussions if
493 one has a differing opinion, makes a mistake, or asks for help are likely to be lower than in an
494 environment in which such a shared sense of 'we' and 'us' is lacking. In turn, this

495 psychologically safe environment appears to provide the basis not only for good team
496 functioning, but also for enhanced well-being.

497 **Limitations and Future Research Directions**

498 One of the main limitations of our study is its cross-sectional design, which prevents
499 us from drawing any causal conclusions. As this was the first study to shed light on the
500 underpinning mechanisms that explain the relationship between identity leadership and both
501 the team's functioning and athletes' well-being, we aimed to provide initial evidence that can
502 provide a basis for future research. This future research should adopt longitudinal and
503 intervention designs to verify the causality of our observed relationships. Furthermore, these
504 types of design would allow researchers to examine how psychological safety evolves over
505 time.

506 Second, our findings are based on self-reports, which entail the risk that athletes may
507 have overrated the qualities of their sport team. The reason for this can be found in the
508 positive distinctiveness assumption, which is inherent to the social identity theory and asserts
509 that individuals are intrinsically motivated to strive for a positive social identity (Tajfel &
510 Turner, 1979). According to this theory, it could be possible that athletes who strongly
511 identify with their team are eager to ascribe more positive characteristics to their team,
512 regardless of the objective situation. Future research could use objective measures to verify
513 whether teams with highly-identifying athletes indeed demonstrate better teamwork, are more
514 resilient as a team to withstand pressures, feel more satisfied with their team's performance,
515 and feel healthier. Despite this potential measurement bias, our findings do shed light on the
516 underpinning mechanisms and the role of psychological safety in mediating the relationship
517 between identity leadership and the resulting team identification on the one hand and the
518 team-oriented and individual-oriented pathways on the other hand.

519 A third limitation concerns the reliability and structural validity of the psychological
520 safety questionnaire used in this study. As we explain in detail in Appendix A, there are both
521 theoretical considerations on the wording of the items and data-driven issues on the structural
522 validity of the measure. Future research is needed to critically appraise (and potentially
523 revise) the wording of the items, determine whether it is better to use positively-worded items
524 only, and clarify whether psychological safety is indeed perceived as a team-level construct
525 (one's perception that the *entire team* is safe for interpersonal risk taking) or an individual-
526 level construct (one's perception that *they* are safety for interpersonal risk taking). With
527 research on psychological safety within the context of sport gaining traction (illustrated by
528 the current study and Morgan et al., 2019), it is imperative that a clear conceptualisation,
529 operationalisation and appropriate measure (i.e., one that provides valid and reliable data) of
530 the construct are developed.

531 A final limitation pertains to the nature of our sample. To obtain the required number
532 of participants to conduct a reliable analysis of our model, we chose players from one sport,
533 namely handball. An interesting avenue for future research would be to examine the
534 generalisability of our findings to other sports. Moreover, it would be prudent to determine
535 whether—and the extent to which—these findings vary across other demographics (e.g., age
536 and competitive level).

537 **Practical Implications**

538 The findings from this study highlight the key role that coaches, captains, and
539 informal athlete leaders play in fostering both the team's functioning and athletes' well-
540 being. In particular, the mediating role of psychological safety highlights the importance of
541 fostering an environment that encourages athletes to voice their opinions, engage in decision-
542 making, ask others for help, seek feedback following mistakes, and take risks. Future
543 intervention studies can take these findings into account and teach leaders how to foster a

544 psychologically safe environment. As our findings showed that identity leadership and the
545 resulting shared sense of ‘we’ and ‘us’ provided the basis for such an environment,
546 researchers could draw on earlier interventions that have specifically targeted these identity
547 leadership skills (Fransen et al., in press-a; Haslam et al., 2017; Slater & Barker, 2019).

548 Furthermore, our resulting model highlighted the important role that informal athlete
549 leaders play in cultivating an effective team. Specifically, informal leadership had the largest
550 total effects on teamwork, team resilience, and performance satisfaction, with effect sizes
551 being up to 10 times as large as the effect sizes of the coach and the team captain. This
552 observed importance of the informal athlete leaders contrasts with the hierarchical structure
553 that can still be seen in many sport teams. Coaches are typically in charge and if athletes are
554 involved, it is often the captain that is occupying centre stage, with the captain selection
555 process drawing a lot of media attention. The problem here is that in most teams, the team
556 captains are chosen for the wrong reasons (e.g., because of their team tenure or personal
557 relationships with the club president or sponsors) and cannot live up to the expectations of
558 coaches and players (Fransen et al., 2019). Instead, informal athlete leaders are often
559 perceived by their teammates as better leaders than the team captain (Fransen et al., 2014). In
560 order to foster team effectiveness, programs should thus ideally implement a structure of
561 shared leadership in which informal athlete leaders are given the necessary voice to maximise
562 their impact on their team’s functioning (Fransen et al., in press-a).

563 However, it should be highlighted that in addition to the informal leaders, the coach
564 and the team captain also had a unique contribution to athletes’ team identification, their
565 sense of psychological safety, and all the different team-oriented and individual-oriented
566 outcomes. With total effects of the coach on athletes’ burnout and health being up to three
567 times larger than those of the captain and the informal leaders, it seems that the coach has an
568 essential role in nurturing team members’ well-being.

569 Finally, given the evidence of the current study on the benefits of identity leadership
570 in particular, leadership programs (whether targeting the coach, the captain, or the informal
571 athlete leaders) should specifically target their identity leadership skills (Fransen et al., in
572 press-a; Mertens et al., 2020; Slater & Barker, 2019). Moreover, keeping in mind the
573 mediating role of psychological safety, leaders should also be encouraged to cultivate a
574 psychologically safe environment for all team members in order to foster the team's
575 effectiveness and nurture athletes' well-being.

576 **Conclusion**

577 The present research sheds light on the underpinning mechanisms that leaders in sport
578 teams use to improve the team's functioning and enhance the well-being of their athletes.
579 Specifically, it was shown that by creating and strengthening a shared identity in the team,
580 leaders (and the informal athlete leaders in particular) were able to cultivate a psychologically
581 safe environment, which in turn paved the way for both a team-oriented and an individual-
582 oriented pathway. We can conclude that by creating a shared sense of 'we' and 'us' coaches,
583 captains, and informal leaders not only improve the team's functioning and its effectiveness,
584 but also enhance the well-being of their members.

585 Acknowledgements

586 We would like to thank Lotte Antonissen, Nele Antonissen, and Theresa De Ryck for their
587 assistance in the data collection and Stef Van Puyenbroeck for assisting with the data
588 analysis.

Journal Pre-proof

References

- 589 Bergmann, B., & Schaeppi, J. (2016, 12 July). A data-driven approach to group creativity.
590 *Harvard Business Review*. [https://hbr.org/2016/07/a-data-driven-approach-to-group-](https://hbr.org/2016/07/a-data-driven-approach-to-group-creativity)
591 [creativity](https://hbr.org/2016/07/a-data-driven-approach-to-group-creativity)
- 592 Bruner, M. W., Boardley, I. D., & Côté, J. (2014). Social identity and prosocial and antisocial
593 behavior in youth sport. *Psychology of Sport and Exercise*, *15*(1), 56-64.
594 <https://doi.org/10.1016/j.psychsport.2013.09.003>
- 595 Cameron, J. E. (2004). A Three-Factor Model of Social Identity. *Self and Identity*, *3*(3), 239-
596 262. <https://doi.org/10.1080/13576500444000047>
- 597 Carron, A. V. (1982). Cohesiveness in sport groups: Interpretations and considerations.
598 *Journal of Sport Psychology*, *4*, 123-138.
- 599 Christian, M. S., Garza, A. S., & Slaughter, J. E. (2011). Work engagement: A quantitative
600 review and test of its relations with task and contextual performance. *Personnel*
601 *Psychology*, *64*(1), 89-136. <https://doi.org/10.1111/j.1744-6570.2010.01203.x>
- 602 Chughtai, A. A. (2016). Servant leadership and follower outcomes: Mediating effects of
603 organizational identification and psychological safety. *The Journal of Psychology*,
604 *150*(7), 866-880. <https://doi.org/10.1080/00223980.2016.1170657>
- 605 Cresswell, S. L., & Eklund, R. C. (2007). Athlete burnout: A longitudinal qualitative study.
606 *The Sport Psychologist*, *21*, 1-20.
- 607 De Cuyper, B., Boen, F., Van Beirendonck, C., Vanbeselaere, N., & Fransen, K. (2016).
608 When do elite cyclists go the extra mile? Team identification mediates the
609 relationship between perceived leadership qualities of the captain and social laboring.
610 *International Journal of Sport Psychology*, *47*(4), 355-372.
611 <https://doi.org/10.7352/IJSP2016.47.355>

- 612 Decroos, S., Lines, R. L. J., Morgan, P. B. C., Fletcher, D., Sarkar, M., Fransen, K., Boen, F.,
613 & Vande Broek, G. (2017). Development and validation of the Characteristics of
614 Resilience in Sports Teams Inventory. *Sport, Exercise, and Performance Psychology*,
615 6(2), 158-178. <https://doi.org/10.1037/spy0000089>
- 616 Edmondson, A. C. (1999). Psychological safety and learning behavior in work teams.
617 *Administrative Science Quarterly*, 44(2), 350-383. <https://doi.org/10.2307/2666999>
- 618 Edmondson, A. C. (2004). Psychological safety, trust, and learning in organizations: A
619 group-level lens. In R. M. Kramer & K. S. Cook (Eds.), *Trust and distrust in*
620 *organizations: Dilemmas and approaches* (pp. 239-272). Russell Sage Foundation.
- 621 Edmondson, A. C., & Lei, Z. (2014). Psychological safety: The history, renaissance, and
622 future of an interpersonal construct. *Annual Review of Organizational Psychology and*
623 *Organizational Behavior*, 1(1), 23-43. [https://doi.org/10.1146/annurev-orgpsych-](https://doi.org/10.1146/annurev-orgpsych-031413-091305)
624 [031413-091305](https://doi.org/10.1146/annurev-orgpsych-031413-091305)
- 625 Erkutlu, H., & Chafra, J. (2016). Benevolent leadership and psychological well-being: The
626 moderating effects of psychological safety and psychological contract breach.
627 *Leadership & Organization Development Journal*, 37(3), 369-386.
628 <https://doi.org/10.1108/LODJ-07-2014-0129>
- 629 Fransen, K., Decroos, S., Vande Broek, G., & Boen, F. (2016a). Leading from the top or
630 leading from within? A comparison between coaches' and athletes' leadership as
631 predictors of team identification, team confidence, and team cohesion. *International*
632 *Journal of Sports Science & Coaching*, 11(6), 757-771.
633 <https://doi.org/10.1177/1747954116676102>
- 634 Fransen, K., Haslam, S. A., Steffens, N., Mallett, C., Peters, K., Mertens, N., & Boen, F. (in
635 press-a). All for us and us for all: Introducing the 5R Shared Leadership Program.

- 636 *Psychology of Sport and Exercise*, Manuscript accepted for publication, pending
637 minor revisions.
- 638 Fransen, K., Haslam, S. A., Steffens, N. K., & Boen, F. (2020). Standing out from the crowd:
639 Identifying the traits and behaviors that characterize high-quality athlete leaders on
640 and off the field. *Scandinavian Journal of Medicine and Science in Sports*, *30*, 766–
641 786. <https://doi.org/10.1111/sms.13620>
- 642 Fransen, K., Haslam, S. A., Steffens, N. K., Mallett, C., Peters, K., & Boen, F. (in press-b).
643 Making ‘us’ better: High-quality athlete leadership relates to health and burnout in
644 professional Australian football teams. *European Journal of Sport Science*.
645 <https://doi.org/10.1080/17461391.2019.1680736>
- 646 Fransen, K., Haslam, S. A., Steffens, N. K., Vanbeselaere, N., De Cuyper, B., & Boen, F.
647 (2015). Believing in us: Exploring leaders’ capacity to enhance team confidence and
648 performance by building a sense of shared social identity. *Journal of Experimental*
649 *Psychology: Applied*, *21*(1), 89-100. <https://doi.org/10.1037/xap0000033>
- 650 Fransen, K., Steffens, N. K., Haslam, S. A., Vanbeselaere, N., Vande Broek, G., & Boen, F.
651 (2016b). We will be champions: Leaders' confidence in 'us' inspires team members'
652 team confidence and performance. *Scandinavian Journal of Medicine and Science in*
653 *Sports*, *26*(12), 1455–1469. <https://doi.org/10.1111/sms.12603>
- 654 Fransen, K., Vanbeselaere, N., De Cuyper, B., Vande Broek, G., & Boen, F. (2014). The
655 myth of the team captain as principal leader: Extending the athlete leadership
656 classification within sport teams. *Journal of Sports Sciences*, *32*(14), 1389-1397.
657 <https://doi.org/10.1080/02640414.2014.891291>
- 658 Fransen, K., Vande Broek, G., Cotterill, S. T., & Boen, F. (2019). Unpicking the emperor’s
659 new clothes: Perceived strengths and weaknesses of the team captain. *Frontiers in*
660 *Psychology*, *10*, 2212. <https://doi.org/10.3389/fpsyg.2019.02212>

- 661 Frazier, M., Fainshmidt, S., Klinger, R., Pezeshkan, A., & Vacheva, V. (2017).
662 Psychological safety: A meta-analytic review and extension. *Personnel Psychology*,
663 70, 113-165. <https://doi.org/10.1111/peps.12183>
- 664 Gorczyński, P., Gibson, K., Thelwell, R., Papatomas, A., Harwood, C., & Kinnafick, F.
665 (2019). The BASES Expert Statement on mental health literacy in elite sport. *The*
666 *Sport and Exercise Scientist*, 59, 6-7.
- 667 Gorgulu, R., Senel, E., Adilogullari, I., & Yildiz, M. (2018). An adaptation study of
668 measurement properties for the Characteristics of Resilience in Sports Team
669 Inventory. *Education Sciences*, 8(3), 139. <https://doi.org/10.3390/educsci8030139>
- 670 Haslam, C., Jetten, J., Cruwys, T., Dingle, G., & Haslam, S. A. (2018). *The new psychology*
671 *of health: Unlocking the social cure*. Routledge.
672 <https://doi.org/10.4324/9781315648569>
- 673 Haslam, S. A., Fransen, K., & Boen, F. (2020a). *The new psychology of sport and exercise:*
674 *The social identity approach*. Sage Publications Ltd.
- 675 Haslam, S. A., Reicher, S. D., & Platow, M. J. (2020b). *The New Psychology of Leadership:*
676 *Identity, Influence and Power* (2nd ed.). Routledge.
- 677 Haslam, S. A., Steffens, N. K., Peters, K., Boyce, R. A., Mallett, C. J., & Fransen, K. (2017).
678 A social identity approach to leadership development: The 5R program. *Journal of*
679 *Personnel Psychology*, 16(3), 113-124. <https://doi.org/10.1027/1866-5888/a000176>
- 680 Hooper, D., Coughlan, J., & Mullen, M. (2008). Structural Equation Modelling: Guidelines
681 for determining model fit. *Electronic Journal of Business Research Methods*, 6(1), 53-
682 60.
- 683 Hu, L. T., & Bentler, P. M. (1999). Cutoff criteria for fit indexes in covariance structure
684 analysis: Conventional criteria versus new alternatives. *Structural Equation*

- 685 *Modeling-a Multidisciplinary Journal*, 6(1), 1-55.
- 686 <https://doi.org/10.1080/10705519909540118>
- 687 Kegelaers, J., Wylleman, P., Bunigh, A., & Oudejans, R. R. D. (2020). A mixed methods
688 evaluation of a pressure training intervention to develop resilience in female
689 basketball players. *Journal of Applied Sport Psychology*, In press.
- 690 <https://doi.org/10.1080/10413200.2019.1630864>
- 691 Khan, S. S., Hopkins, N., Tewari, S., Srinivasan, N., Reicher, S. D., & Ozakinci, G. (2014).
692 Efficacy and well-being in rural north India: The role of social identification with a
693 large-scale community identity. *European Journal of Social Psychology*, 44(7), 787-
694 798. <https://doi.org/10.1002/ejsp.2060>
- 695 Kim, H., Ji, J., & Kao, D. (2011). Burnout and physical health among social workers: A
696 three-year longitudinal study. *Social Work*, 56(3), 258-268.
- 697 <https://doi.org/10.1093/sw/56.3.258>
- 698 Kline, R. B. (2005). *Principles and practice of structural equation modeling, 2nd ed.*
699 Guilford Press.
- 700 Koopmann, J., Lanaj, K., Wang, M., Zhou, L., & Shi, J. (2016). Nonlinear effects of team
701 tenure on team psychological safety climate and climate strength: Implications for
702 average team member performance. *Journal of Applied Psychology*, 101(7), 940-957.
- 703 <https://doi.org/10.1037/apl0000097>
- 704 Lembke, S., & Wilson, M. G. (1998). Putting the "team" into teamwork: Alternative
705 theoretical contributions for contemporary management practice. *Human Relations*,
706 51(7), 927-944. <https://doi.org/10.1177/001872679805100704>
- 707 Mayer, R. C., Davis, J. H., & Schoorman, F. D. (1995). An integrative model of
708 organizational trust. *The Academy of Management Review*, 20(3), 709-734.
- 709 <https://doi.org/10.2307/258792>

- 710 McEwan, D. (2020). The effects of perceived teamwork on emergent states and satisfaction
711 with performance among team sport athletes. *Sport, Exercise, and Performance*
712 *Psychology*, 9(1), 1-15. <https://doi.org/10.1037/spy0000166>
- 713 McEwan, D., Zumbo, B. D., Eys, M. A., & Beauchamp, M. R. (2018). The development and
714 psychometric properties of the multidimensional assessment of teamwork in sport.
715 *Journal of Sport and Exercise Psychology*, 40(2), 60-72.
716 <https://doi.org/10.1123/jsep.2017-0193>
- 717 McNeish, D., Stapleton, L. M., & Silverman, R. D. (2017). On the unnecessary ubiquity of
718 hierarchical linear modeling. *Psychological Methods*, 22(1), 114-140.
719 <https://doi.org/10.1037/met0000078>
- 720 McNulty, P. (2018, 7 June). World Cup 2018: 'England head for Russia with a rare sense of
721 serenity'. <https://www.bbc.co.uk/sport/football/44402945>
- 722 Meneghel, I., Martínez, I. M., & Salanova, M. (2016). Job-related antecedents of team
723 resilience and improved team performance. *Personnel Review*, 45(3), 505-522.
724 <https://doi.org/10.1108/PR-04-2014-0094>
- 725 Mertens, N., Boen, F., Steffens, N. K., Cotterill, S. T., Haslam, S. A., & Fransen, K. (2020).
726 Leading together towards a stronger 'us': An experimental test of the effectiveness of
727 the 5R Shared Leadership Program in basketball teams. *Journal of Science and*
728 *Medicine in Sport*, 23(8), 770-775. <https://doi.org/10.1016/j.jsams.2020.01.010>
- 729 Montano, D., Reeske, A., Franke, F., & Hüffmeier, J. (2016). Leadership, followers' mental
730 health and job performance in organizations: A comprehensive meta-analysis from an
731 occupational health perspective. *Journal of Organizational Behavior*, In press.
732 <https://doi.org/10.1002/job.2124>

- 733 Morgan, P. B. C., Fletcher, D., & Sarkar, M. (2013). Defining and characterizing team
734 resilience in elite sport. *Psychology of Sport and Exercise, 14*(4), 549-559.
735 <https://doi.org/10.1016/j.psychsport.2013.01.004>
- 736 Morgan, P. B. C., Fletcher, D., & Sarkar, M. (2015). Understanding team resilience in the
737 world's best athletes: A case study of a rugby union World Cup winning team.
738 *Psychology of Sport and Exercise, 16*(1), 91-100.
739 <https://doi.org/10.1016/j.psychsport.2014.08.007>
- 740 Morgan, P. B. C., Fletcher, D., & Sarkar, M. (2017). Recent developments in team resilience
741 research in elite sport. *Current Opinion in Psychology, 16*, 159-164.
742 <https://doi.org/10.1016/j.copsyc.2017.05.013>
- 743 Morgan, P. B. C., Fletcher, D., & Sarkar, M. (2019). Developing team resilience: A season-
744 long study of psychosocial enablers and strategies in a high-level sports team.
745 *Psychology of Sport and Exercise, 45*, 101543.
746 <https://doi.org/10.1016/j.psychsport.2019.101543>
- 747 Muthén, L. K., & Muthén, B. O. (2017). *Mplus User's Guide* (8th ed.). Muthén & Muthén.
- 748 Newman, A., Donohue, R., & Eva, N. (2017). Psychological safety: A systematic review of
749 the literature. *Human Resource Management Review, 27*(3), 521-535.
750 <https://doi.org/10.1016/j.hrmr.2017.01.001>
- 751 Raedeke, T., & Smith, A. (2001). Development and preliminary validation of an athlete
752 burnout measure. *Journal of Sport and Exercise Psychology, 23*, 281-306.
753 <https://doi.org/10.1123/jsep.23.4.281>
- 754 Reardon, C. L., Hainline, B., Aron, C. M., Baron, D., Baum, A. L., Bindra, A., Budgett, R.,
755 Campriani, N., Castaldelli-Maia, J. M., Currie, A., Derevensky, J. L., Glick, I. D.,
756 Gorczyński, P., Gouttebauge, V., Grandner, M. A., Han, D. H., McDuff, D.,
757 Mountjoy, M., Polat, A., Purcell, R., Putukian, M., Rice, S., Sills, A., Stull, T.,

- 758 Swartz, L., Zhu, L. J., & Engebretsen, L. (2019). Mental health in elite athletes:
759 International Olympic Committee consensus statement (2019). *British Journal of*
760 *Sports Medicine*, 53(11), 667-699. <https://doi.org/10.1136/bjsports-2019-100715>
- 761 Riemer, H. A., & Chelladurai, P. (1998). Development of the Athlete Satisfaction
762 Questionnaire (ASQ). *Journal of Sport and Exercise Psychology*, 20(2), 127-156.
763 <https://doi.org/10.1123/jsep.20.2.127>
- 764 Slater, M. J., & Barker, J. B. (2019). Doing social identity leadership: Exploring the efficacy
765 of an identity leadership intervention on perceived leadership and mobilization in elite
766 disability soccer. *Journal of Applied Sport Psychology*, 31(1), 65-86.
767 <https://doi.org/10.1080/10413200.2017.1410255>
- 768 Spreitzer, G. M. (1995). Psychological Empowerment in the Workplace: Dimensions,
769 Measurement, and Validation. *The Academy of Management Journal*, 38(5), 1442-
770 1465. <https://doi.org/10.2307/256865>
- 771 Steffens, N. K., Haslam, S. A., Reicher, S. D., Platow, M. J., Fransen, K., Yang, J., Peters, K.
772 O., Ryan, M. K., Jetten, J., & Boen, F. (2014). Leadership as social identity
773 management: Introducing the Identity Leadership Inventory (ILI) to assess and
774 validate a four-dimensional model. *The Leadership Quarterly*, 25, 1001-1024.
775 <https://doi.org/10.1016/j.leaqua.2014.05.002>
- 776 Steffens, N. K., Haslam, S. A., Schuh, S. C., Jetten, J., & van Dick, R. (2017). A meta-
777 analytic review of social identification and health in organizational contexts.
778 *Personality and Social Psychology Review*, 21(4), 303-335.
779 <https://doi.org/10.1177/1088868316656701>
- 780 Steffens, N. K., La Rue, C. J., Haslam, C., Walter, Z. C., Cruwys, T., Munt, K. A., Haslam, S.
781 A., Jetten, J., & Tarrant, M. (2020). Social identification-building interventions to

- 782 improve health: A systematic review and meta-analysis. *Health Psychology Review*,
783 In press. <https://doi.org/10.1080/17437199.2019.1669481>
- 784 Stevens, M., Rees, T., Coffee, P., Haslam, S. A., Steffens, N. K., & Polman, R. (2018).
785 Leaders promote attendance in sport and exercise sessions by fostering social identity.
786 *Scandinavian Journal of Medicine and Science in Sports*, 28, 2100-2108.
787 <https://doi.org/10.1111/sms.13217>
- 788 Tajfel, H., & Turner, J. C. (1979). An integrative theory of intergroup conflict. In W. G.
789 Austin & S. Worchel (Eds.), *The social psychology of intergroup relations* (pp. 33-
790 47). Brooks-Cole.
- 791 Thomas, W. E., Brown, R., Easterbrook, M. J., Vignoles, V. L., Manzi, C., D'Angelo, C., &
792 Holt, J. J. (2019). Team-level identification predicts perceived and actual team
793 performance: Longitudinal multilevel analyses with sports teams. *British Journal of*
794 *Social Psychology*, 58, 473-492. <https://doi.org/10.1111/bjso.12277>
- 795 U.S. Department of Health and Human Services (2000). *Measuring healthy days: Population*
796 *assessment of health-related quality of life*. Retrieved from:
797 <http://www.cdc.gov/hrqol/pdfs/mhd.pdf>
798

Appendix A. Reliability and structural validity of the Team Psychological Safety questionnaire.

Since, to our knowledge, this is the first study to utilize the Team Psychological Safety questionnaire (Edmondson, 1999) within a sport context, we critically revised the reliability and the structural validity, both from a theoretical and a data-driven viewpoint.

Theory-driven Considerations on the Scale's Reliability.

The Cronbach's alpha (.70) of the Team Psychological Safety questionnaire only barely reached the threshold to be perceived as a reliable scale (Nunnally, 1978). There are several potential reasons for not obtaining higher reliability scores here. For one, it should be noted that this measure was originally developed and used within organisational settings (and not sport settings). Hence, some of the items may not be as relevant to sport as they are to other team settings. Relatedly, there may also be components of psychological safety that are specific to the sport context and that should be tested in further research. Moreover, three of the seven items on the questionnaire are negatively-worded (e.g., "If I make a mistake on this team, it is often held against me") whereas the other four items are worded positively (e.g., "It is safe to take a risk on this team"). More recent research in sport (e.g., Eys et al., 2007) has shown that mixing positively- and negatively-worded items can harm the internal reliability of questionnaires (in comparison to positively-worded items only). In addition, four of the items were worded from an individual/first-person perspective (e.g., "When working together with team members, *my* unique skills and talents are valued and utilised"), while the other two were worded at a more general/team level (e.g., "*People on this team* sometimes reject others for being different"). In light of these potential issues, it may be worth considering how psychological safety within the context of sport can best be conceptualised (that is, as an individual-level construct, team-level construct, or both) and measured.

Data-Driven Considerations on the Structural Validity

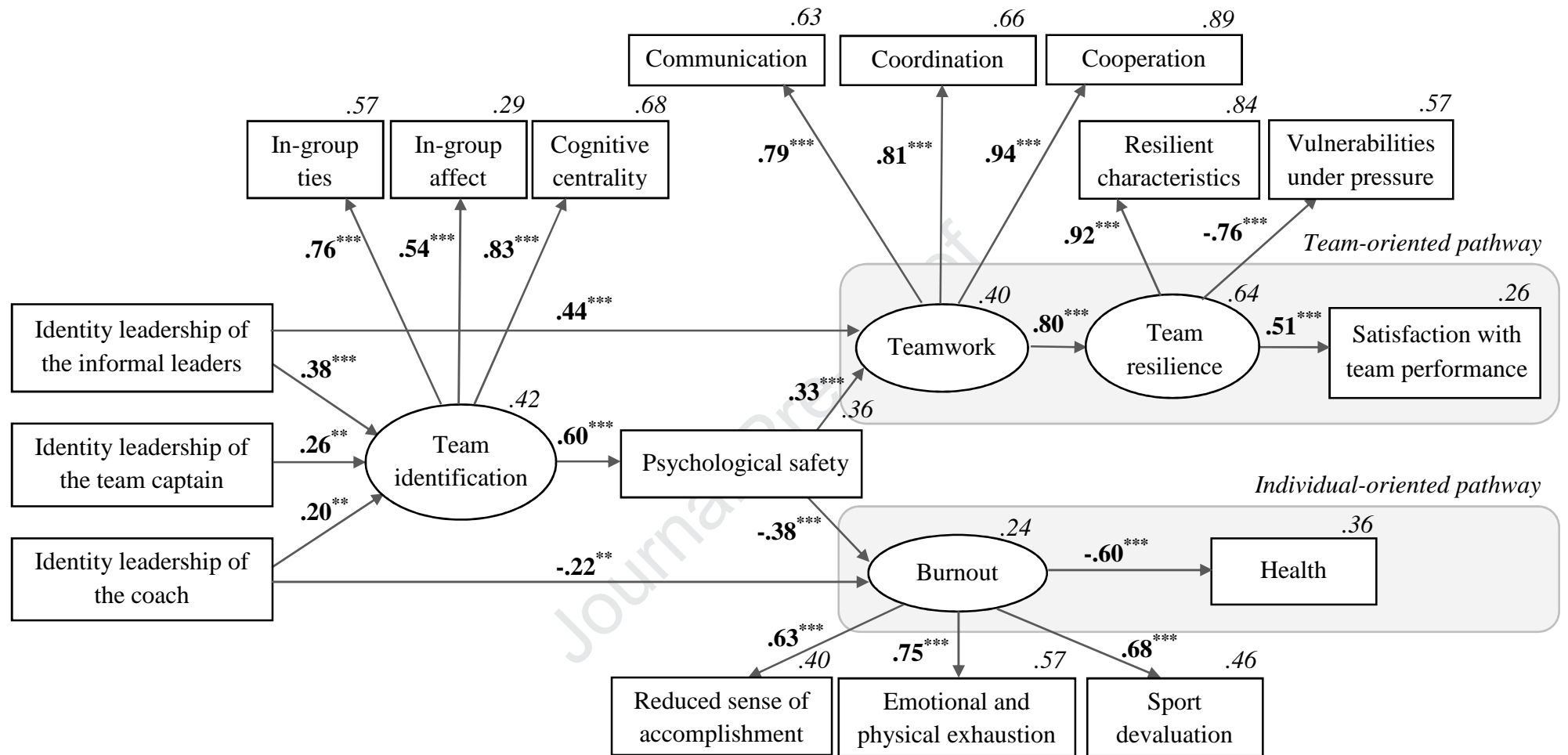
To test the scale's structural validity, we sought to assess the factor structure of this measure by conducting an Exploratory Factor Analysis (EFA) using Mplus version 8 software (cf. Brown, 2006; Muthén & Muthén, 2017). We first examined the item-level intraclass correlations (ICCs), which estimate how much variance in each item is observed at the group level. Factor loadings, inter-item covariances, and residual variances should also be used as indicators of potential local misfit.

All ICCs were well below .20 (total range = .03 – .14; six of seven items \leq .07). As such, it was deemed appropriate to conduct a single-level EFA of the data, rather than a

multilevel EFA (which provides estimates at the both the athlete [level 1] and team [level 2] levels; Muthén & Satorra, 1995)¹. In the subsequent EFA, mediocre to good absolute and comparative fit was shown for a one-factor model, with all seven items loading onto a single factor of psychological safety ($\chi^2/df = 37.96$; RMSEA = .08; CFI = .91; TLI = .87; SRMR = .04). However, there appeared to be some localized misfit for item 6 (i.e., “No one on this team would deliberately act in a way that undermines my efforts”), as indicated in particular by its poor factor loading (.23)—the factor loadings for the remaining six items ranged from .40 – .63. Inter-item covariances were also consistently lower for this item (range = .06 – .38) compared to the correlations between the other six items (range = .42 – .80). With regard to reliability, Cronbach’s alpha for this baseline model was .68.

Due to the apparent localized misfit, we carried out a second model with item 6 deleted (cf. Brown, 2006). The global fit indices for this adjusted model were all similar to, or slightly better than, the original model ($\chi^2/df = 25.77$; RMSEA = .08; CFI = .93; TLI = .89; SRMR = .04). Factor loadings were also similar (and all statistically significant) in the adjusted model (range = .40 – .63), as were inter-item covariances (range = .38 – .80); residual variances were also all within an acceptable range (.61 – .84; Comrey & Lee, 1992). Finally, Cronbach’s alpha (.70) was slightly higher compared to that of the original 7-item model. Taken together, these results suggested that data from a six-item version of the Psychological Safety questionnaire (i.e., with item 6 removed) provided evidence of greater validity and reliability in this study compared to the original seven-item version of this measure. The six-item version was therefore used in the analyses of the present article.

¹ It should be noted that for the factor analyses reported here, we also conducted MLEFAs to ensure that the single-level EFA was the appropriate choice for our factor analysis. In both cases, model fit was better for the EFA models compared to the MLEFA models.



Appendix B. Complete structural model of psychological safety acting as a mediator between the team's identity leadership (and the resulting team identification) and both a team-oriented and an individual-oriented pathway, including all the subscales. Standardized regression coefficients for each path are noted in bold; the proportions of explained variance are noted in italics.

Table 1.

Descriptive statistics and bivariate correlations

	<i>M (SD)</i>	1	2	3	4	5	6	7	8	9	10
1. Coach identity leadership	5.18 (1.08)										
2. Captain identity leadership	5.25 (1.10)	.25 ^{***}									
3. Informal identity leadership	5.30 (1.03)	.35 ^{***}	.44 ^{***}								
4. Team identification	5.27 (0.91)	.35 ^{***}	.42 ^{***}	.49 ^{***}							
5. Psychological safety	5.37 (0.85)	.29 ^{***}	.31 ^{***}	.36 ^{***}	.45 ^{***}						
6. Burnout	2.25 (0.57)	-.24 ^{***}	-.08	-.09	-.21 ^{***}	-.36 ^{***}					
7. Health	5.06 (0.96)	.24 ^{***}	.13 [*]	.20 ^{**}	.27 ^{***}	.27 ^{***}	-.50 ^{***}				
8. Teamwork	4.94 (0.89)	.35 ^{***}	.45 ^{***}	.51 ^{***}	.52 ^{***}	.48 ^{***}	-.22 ^{***}	.29 ^{***}			
9. Resilient characteristics	4.76 (0.87)	.39 ^{***}	.32 ^{***}	.44 ^{***}	.51 ^{***}	.43 ^{***}	-.29 ^{***}	.30 ^{***}	.69 ^{***}		
10. Resilient vulnerabilities	3.11 (1.03)	-.30 ^{***}	-.28 ^{***}	-.37 ^{***}	-.31 ^{***}	-.41 ^{***}	-.27 ^{***}	-.22 ^{***}	-.55 ^{***}	-.68 ^{***}	
11. Performance satisfaction	4.43 (1.57)	.36 ^{***}	.07	.22 ^{***}	.13 [*]	.16 ^{**}	-.13 [*]	.08	.39 ^{***}	.46 ^{***}	-.41 ^{***}

Note. * $p < .05$, ** $p < .01$, *** $p < .001$.

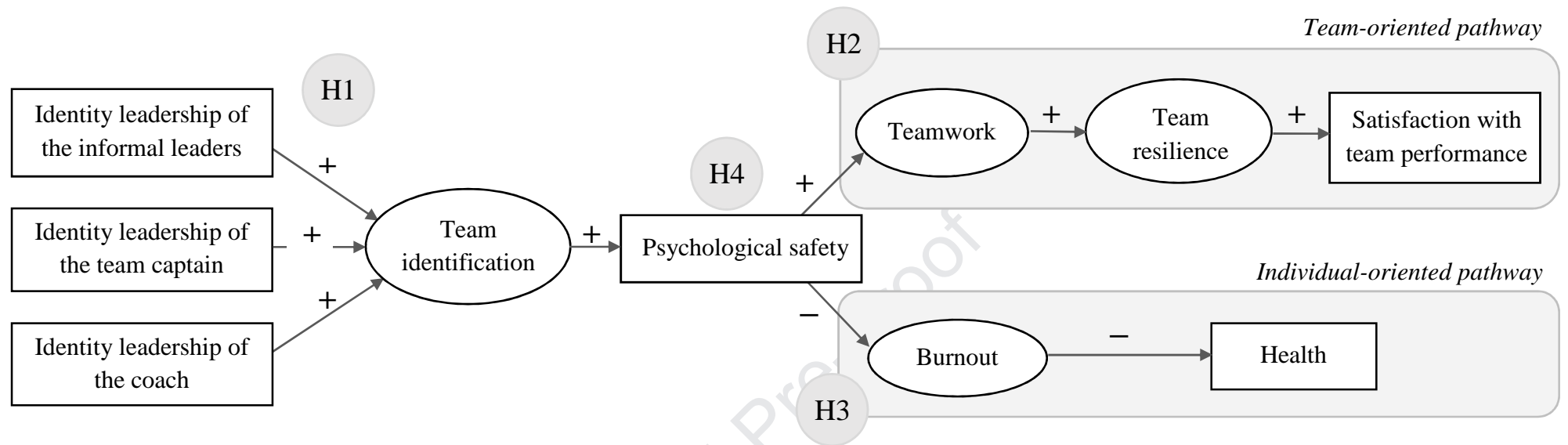


Figure 1. Initial hypothesized model of psychological safety as a mediator between antecedents and consequences. The hypothesized direction of the relationships are indicated by + (positive) and – (negative). The oval forms indicate the variables that include subscales (here, the latent variable, together with the subscales, was included in the model), whereas the square forms indicate variables without subscales (of which the composite scores were included in the model).

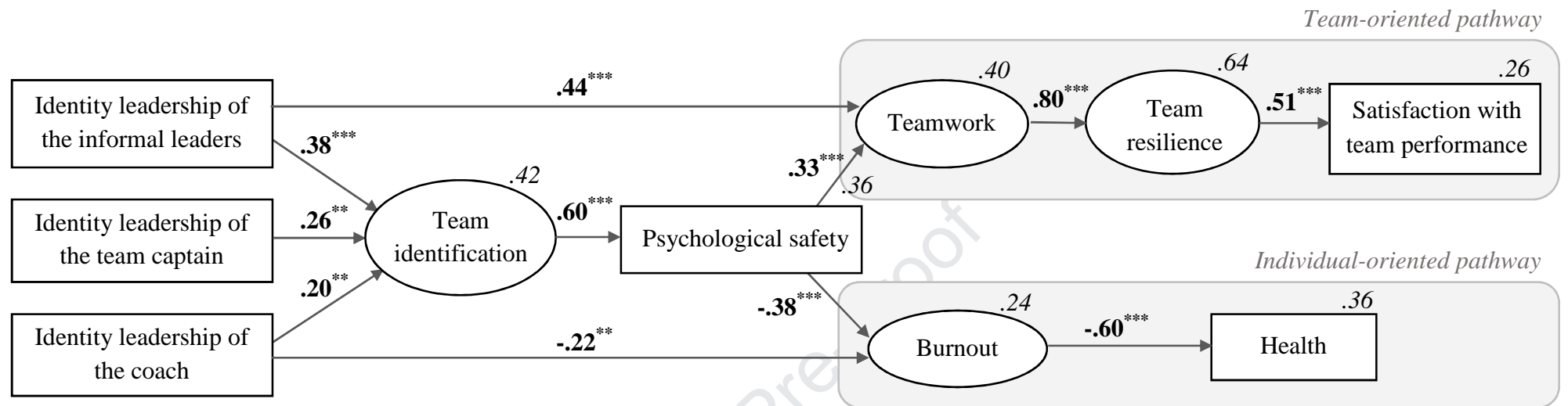


Figure 2. Structural model of psychological safety acting as a mediator between the team's identity leadership (and the resulting team identification) and both a team-oriented and an individual-oriented pathway. The oval forms indicate the variables that include subscales (here, the latent variable, together with the subscales, was included in the model), whereas the square forms indicate variables without subscales (of which the composite scores were included in the model). Standardized regression coefficients for each path are noted in bold; the proportions of explained variance are noted in italics.

Highlights

- Coaches, captains, and informal leaders all increased athletes' team identification.
- Psychological safety was a mediator between identity leadership and two pathways.
- Psychological safety inspired teamwork, team resilience, and team performance.
- Informal athlete leaders were the most important for the performance pathway.
- Psychological safety buffered athletes' burnout, whilst also enhancing their health.

Declaration of interests

The authors declare that they have no known competing financial interests or personal relationships that could have appeared to influence the work reported in this paper.

The authors declare the following financial interests/personal relationships which may be considered as potential competing interests: